

AGENDA
GEAUGA PUBLIC HEALTH
September 17, 2025

1.0 Call to Order

2.0 Opening of Meeting

2.01 Pledge of Allegiance

2.02 Declaration of Quorum

2.03 Certification of Delivery of Official Notices of Meeting

3.0 Board of Health

3.01 Minutes, Regular Meeting July 16, 2025

3.02 Minutes, Regular Meeting August 20, 2025

4.0 Health District Staff Reports

4.01 Population Health Report

4.02 Environmental Health Report

4.03 Administrator's Report

4.04 Health Commissioner's Report

5.0 Old Business

No Old Business

6.0 New Business

6.01 Resolutions

6.01.01 Financial Reports, Resolution 25-09-06-01-01

6.01.02 Permission to Approve Appropriations for Increase/Decrease

6.01.03 Permission to Approve Fund Balance Adjustments

7.0 Citizens' Remarks

- Session to last 20 minutes unless Board moves to extend.
- 2 minutes per speaker to make comments and ask questions.
- The Board will answer questions after having an opportunity to investigate responses following the meeting. This is not a press conference where answers should be expected on the spot.
- Board responses will be recorded and publicly filed with meeting minutes.

8.0 Adjournment

1.0 Call to Order

The regular meeting of the Geauga County Board of Health was called to order at 5:00 p.m. on Wednesday, September 17, 2025, by President Pro-Tem Dr. Mark Hendrickson. The meeting was held at the Geauga County Office Building located at 12611 Ravenwood Drive, Chardon, Ohio.

2.0 Opening of Meeting

2.01 Declaration of Quorum

The following members were present constituting a quorum:

Melissa DeBoth	Lynn Roman
Dr. Mark Hendrickson	Christine Sutter

Absent: Ashley Jones, Pharm D

Minutes were recorded by Gina Parker/Heather Bushek.

Also present from the Health District staff:

Dan Lark, Administrator	Adam Litke, Deputy Health Commissioner
Katie Taylor, Finance Director	

Others Present: Members of the public were in attendance.

2.03 Certification of Delivery of Official Notices

Certification of delivery of the official notices of the regular meeting of the Board of Health was made by Adam Litke, Deputy Health Commissioner.

3.0 Board of Health

3.01 Approval of Minutes, Regular Meeting July 16, 2025

Christine Sutter moved and Melissa DeBoth seconded a motion to approve the minutes of the July 16, 2025, Board of Health regular meeting; motion carried. Lynn Roman abstained.

3.02 Approval of Minutes, Regular Meeting August 20, 2025

Christine Sutter moved and Melissa DeBoth seconded a motion to approve the minutes of the August 20, 2025, Board of Health regular meeting; motion carried.

4.0 Health District Staff Reports

4.01 Population Health

4.01.01 Safe Communities

A Coalition meeting was held on Thursday, August 21st at 11:00 am in our Geauga Public Health office. The representatives in attendance were from the Ohio Department of Transportation, Sheriff's Department, Ohio Highway Patrol, and another GPH staff member who often helps with grant events. During this coalition meeting we discussed the one fatal accident that occurred in July and the different factors involved in the results of this accident. We also discussed the events that took place in July such as Amish Safety Day and Rocking with Resources and our involvement in them. We also went over plans for the last upcoming event of the grant year, the Geauga County Fair and our plans for our involvement in this event. The coalition group received an update on the intersection of 608 and Chardon Windsor from our ODOT representative regarding this construction beginning in the next couple weeks.

4.01.02 Other Population Health Activities

Social media for Safe Communities for the month of August focused on tire safety, drive sober or get pulled over, and pedestrian safety when driving. Other content that was posted was tick safety information, back to school vaccine information and clinics, rabies packet information and more.

During the month of August, we distributed 6 Naloxone kits and ordered more materials to pack kits to distribute to the community.

4.01.03 Grants

- No grants at this time.

4.01.04 Programs

Vaccines for Children Clinics

We saw 20 individuals at the 8/13/25 vaccine clinic.

DTaP-2	Hep B-1	MMR-3
Pentacel-2	Hib-1	PCV-10
Pediarix-2	Vaxelis-11	Varicella-1
Kinrix-1		

A total of 34 Vaccines were given.

We saw 31 individuals at the 8/18/25 vaccine clinic.

DTaP-2	Hib-4	PCV-10
Pentacel-1	HPV-1	RotaTeq-1
Pediarix-1	Polio-1	Tdap-6
Kinrix-5	MMR-3	Varicella-8
Vaxelis-8	MenACWY-4	ProQuad-7

A total of 62 vaccines were given.

We saw 11 individuals at the 8/20/25 vaccine clinic.

Kinrix-2	MMR-1	RotaTeq-1
Vaxelis-1	MenACWY-5	Tdap-6
Hep B-1	PCV-1	ProQuad-2
Penbraya-2		

A total of 22 vaccines were given.

We saw 12 individuals at the 8/27/25 vaccine clinic.

DTaP-1	Polio-1	PCV-3
Pentacel-1	MMR-1	Tdap-1
Vaxelis-2	MenACWY-1	Varicella-6
Hep B-1		

A total of 18 vaccines were given.

GPH Adult Clinic

Vaccines given to 2 adults.

TB Testing = 0

Children with Medical Handicaps (CMH)

No new information.

Community Events

- On 8/5/25, DON and Melissa Kimbrough RN attended the Help Me Learn Day in Geauga County. Free dental exams, eye exams, clothing, school supplies, hair cuts, and more were provided to Geauga County families in need of support. At this fair, DON and Melissa Kimbrough RN distributed vaccination clinic information materials.
- On 8/5/25, Melissa Kimbrough RN attended the National Night Out event and organized a booth with traffic safety information and health information.
- On 8/17/25, Melissa Kimbrough RN attended the Chardon Wellness Expo- Drive Sober or Get Pulled Over Kick off and organized a booth with traffic safety information and health information.
- On 8/28/25 and 8/29/25, Melissa Kimbrough RN attended The Great Geauga County Fair and organized a booth where she provided traffic safety information, tick kits, along with health and wellness information.

Trainings and Meetings

- On 8/4/25, Diane Keep RN held Geauga's first Drug Overdose and Suicide Fatality Review meeting.

4.01.05

Public Health Emergency Preparedness (PHEP)

During the month of August, Ms. Castner and Health Educator Ms. Ergazos have been collaborating to develop messaging for two health observances in the month of September: National Preparedness Month and Suicide Prevention Awareness Month. Ms. Castner met with the Geauga County Board of Mental Health and Recovery Services to discuss how GPH can assist in promoting messaging Suicide Prevention Awareness Month. This collaboration came as a result of discussion with Mrs. Keep, who has been working to implement GPH's suicide and overdose fatality reviews. Ms. Castner aims to further build this relationship and learn more about crisis behavioral management during public health emergencies to enhance GPH's

planning efforts and integrate this into future drills and exercises to enhance resilience and recovery for Geauga County.

On August 4th, Ms. Castner attended the Integrated Preparedness Planning Workshop hosted by the Ohio Department of Health in Columbus. In addition to fulfilling a grant deliverable, the daylong program included a breakout session for the Northeast Ohio Region to begin planning their capstone exercise series, which will focus on a severe weather event coinciding with a cyber systems outage that impedes normal communication methods. Northeast Ohio's health departments collaborated and began planning for a winter storm scenario with region-wide impacts affecting the continuity of operations for local health departments and public health services. The capstone series will be a building series of exercises, with this year's discussion serving as a workshop for Budget Period (BP) 2, and then moving to a drill, functional exercise, and full-scale exercise for BP 3, 4, and 5, respectively.

On August 21, GPH was notified that it will be receiving its full allocation of Public Health Emergency Preparedness Grant funds for FY26. The initial award for this year included a hold on 28% of the PHEP Core grant by the CDC, but CDC has now confirmed the states (and as a result counties) will receive their entire allocation.

Deliverables submitted to the Ohio Department of Health in August:

- PHEP Core 3.1 - Q1 Tactical Communications Worksheet
- PHEP Core 4.1 - Community Profile
- PHEP Core 7.1 - Targeted Communications Rubric
- PHEP Core 2.1 - Statewide Integrated Preparedness Planning Workshop Attendance and Capstone Exercise Planning Worksheet

Deliverables approved by the Ohio Department of Health in August:

- PHEP Core 3.1 - Q1 Tactical Communications Worksheet
- PHEP Core 4.1 - Community Profile
- PHEP Core 7.1 - Targeted Communications Rubric
- PHEP Core 2.1 - Statewide Integrated Preparedness Planning Workshop Attendance and Capstone Exercise Planning Worksheet

Ms. Castner attended the following meetings and trainings during the month of August:

- Public Health Accreditation Board (PHAB) Reaccreditation Readiness Assessment Discussion (August 1)
- Statewide Integrated Preparedness Planning Workshop (IPPW) (August 4)
- NEO Regional IPPW (August 12)

- NEO Nonpharmaceutical Interventions Plan Review Workgroup (August 12)
- NEO Public Information Officers Workgroup (August 18)
- Meeting with Geauga County Board of Mental Health and Recovery Services (August 21)
- Incident Command System (ICS) All Staff Training Planning Meeting (August 26)
- OH-726 Commodity Points of Distribution Training Course (August 28)

4.01.06

Epidemiology

In August an outbreak of Hand, Foot, and Mouth Disease (HFMD) was reported in a daycare collectively involving 15 cases. There was 1 Epicenter anomaly in August which did not require further follow up.

Communicable Diseases Reported by Month Ohio Disease Reporting System (ODRS)

Communicable Disease Report	JAN	FEB	MAR	APR	MAY	JUNE	JULY	AUG	SEPT	OCT	NOV	DEC	Year to Date (1/1/25 to current)	2024 Year End Totals	2023 Year End Totals
Anaplasmosis	0	0	0	0	0	0	0	0					0	0	1
Babesiosis	0	0	0	0	0	0	0	0					0	0	0
Campylobacter	0	1	1	2	2	1	5	2					14	25	21
C. auris	0	0	0	0	0	0	0	0					0	2	0
CPO	0	0	1	1	1	0	0	0					3	8	3
CPO - Colonization Screening	0	0	0	0	0	0	0	0					0	1	0
Chikungunya	0	0	0	0	0	0	0	0					0	0	0
Chlamydia	5	8	5	3	6	6	2	11					46	91	83
COVID-19	138	89	56	55	34	24	20	45					461	1,445	2,068
Coccidioidomycosis	0	0	0	0	0	0	0	0					0	0	0
Creutzfeldt-Jakob Disease	0	0	0	0	0	0	0	0					0	0	0
Cryptosporidiosis	1	0	0	0	0	0	0	0					1	9	1
Cyclosporiasis	0	0	0	0	0	0	0	0					0	0	0
Dengue	0	0	0	0	0	0	0	0					0	1	0
E. Coli 0157H7	0	0	0	1	0	1	0	0					2	7	0
Giardia	1	0	0	0	0	2	3	0					6	5	3
Gonorrhea	1	1	1	0	0	2	0	0					5	26	19
Haemophilus Influenza	0	0	0	1	0	0	0	1					2	2	2
Hepatitis A	0	0	0	0	0	0	0	0					0	1	0
Hepatitis B (acute)	0	0	0	0	0	0	0	0					0	0	0
Hepatitis B (chronic)	0	1	1	1	0	1	0	2					6	5	5
Hepatitis B (perinatal)	0	0	0	0	0	0	0	0					0	0	0
Hepatitis C (acute)	0	0	0	0	0	0	0	0					0	0	1
Hepatitis C (chronic)	0	1	2	0	0	5	1	0					9	13	18
Hepatitis C (perinatal)	0	0	0	0	0	0	0	0					0	0	0
Hepatitis E	0	0	0	0	0	0	0	0					0	0	0
Influenza-Hospitalized	37	70	21	2	0	0	1	1					132	62	27
La Crosse Virus Disease	0	0	0	0	0	0	0	0					0	0	0
Legionnaires Disease	1	0	0	1	0	0	1	1					4	6	4
Leptospirosis	0	0	0	0	0	0	0	0					0	0	0
Listeriosis	0	0	1	0	0	0	0	0					1	2	0
Lyme Disease	0	0	0	0	2	0	1	0					3	12	9
Malaria	0	0	0	0	0	0	0	0					0	0	0
Meningitis-aseptic/viral	0	0	0	0	0	0	0	0					0	1	2
Meningitis, Bacterial not Neisseria	0	0	0	0	0	0	0	0					0	0	0
MIS-C associated with COVID-19	0	0	0	0	0	0	0	0					0	0	0
Mpox	0	0	0	0	0	0	0	0					0	1	0
Mumps	0	1	0	0	0	0	0	0					1	0	1
Mycobacterium Tuberculosis	0	0	0	0	0	0	0	0					0	0	0
Pertussis	0	1	0	0	0	0	0	3					4	4	83
Rocky Mountain spotted fever	0	0	0	0	0	0	0	0					0	0	0
Salmonellosis	0	0	1	2	2	1	0	2					8	20	10
Shigellosis	0	0	0	0	0	0	1	0					1	2	2
Staph Aureus VRSA	0	0	0	0	0	0	0	0					0	0	0
Streptococcal Group A (GAS)	0	2	0	0	2	0	0	2					6	12	16
Streptococcal Group B Newborn	0	0	0	0	0	0	0	0					0	0	0
Streptococcus Pneumoniae (ISP)	0	0	0	0	1	0	0	0					1	8	3
Syphilis	0	0	0	0	0	0	0	0					0	3	5
Tuberculosis	0	0	0	0	0	0	0	0					0	1	0
Varicella	0	0	0	0	0	0	1	0					1	1	1
Vibriosis	0	0	0	0	0	0	0	0					0	1	0
West Nile Virus	0	0	0	0	0	0	0	0					0	0	0
Yersiniosis	0	0	0	0	0	0	0	0					0	1	1
Totals	184	175	90	69	50	43	36	70	0	0	0	0	717	1,778	2,389

Adam Litke provided the following highlights:

- Only received 10 adult and 10 children flu vaccines for uninsured, underinsured, and those on Medicaid.

4.02 **Environmental Health**

4.02.01 **Director's Report**

The Healthspace conversion from HDIS has begun. Weekly meetings are occurring to ensure progress is being made.

Staff held three evening meetings for the public to answer questions about the operation and maintenance program.

An office hearing was held on August 22 with a representative of Thompson Center Market/Master Piece Pizza regarding ongoing violations.

The food staff along with the sewage staff completed food inspections at the Geauga County Fair. The total inspections completed were: 105 mobiles, 12 temporaries, and 2 reinspections.

4.02.02 **Program Inspections**

Environmental Health staff conducted the following program inspections in August:

Program	Inspections
Private Water Systems (wells)	51
Camps	3
Swimming Pools/Spas	12
*Food	97
Sewage Systems	51
For Sale of Property	0
HB 110 (Semi-Public) Systems	15
Operation and Maintenance Samples	99
Plumbing	75
Schools	0

Jails	0
Tattoo & Body Piercing	4
Nuisance Complaints	0
Solid Waste	0

*Includes routine inspections, reinspections, mobiles, temporaries, plan reviews, pre-licensing inspections, food-related nuisance complaints, and consultations.

Dan Lark provided the following highlights:

- *No updates.*

4.03

Administrator's Report

4.03.01

Administrator

1. Working with the Prosecutor's office to continue roll out of the Operation & Maintenance program.
2. Fees are continuously being reviewed for reasonableness. Fee adjustments are based on actual and expected costs to operate programs. Fees are meant to pay for the expense related to services provided and not generate additional "extra" revenue.
3. The Geauga 2023 and 2024 Audit has started and is expected to be completed by the end of October.

4.03.02

Notes to Financial Statements

Accounts Payable by G/L Distribution Report. This is the day-to-day or current expenses report.

Note the addition of the Operations & Maintenance Fund this month.

Notes on Chart 1

As of August 31, 2025, the year 66.67% is complete. This percentage is a point of reference for what percentage of revenue and expense you might expect to see received/expensed at this point in the year.

The following are explanations for revenues and/or expenses that are significantly over budget or under budget from that reference point.

REVENUE:

With August being the eighth month, revenues are underestimated budgets.

EXPENSES:

This is the eighth month of the year, and expenses are under budget in part due to timing of invoice payments. We continue to work with the Geauga County Auditor's office to continue payment of invoices to the Lake County General Health District.

Notes on Chart 2

Chart 2 is a comparison of the beginning cash balance of each fund to the current cash balance of each fund.

Notes on Chart 3

The bar graph compares the revenue and expenses by each month for all funds combined.

CHART 1

MONTH OF : AUGUST

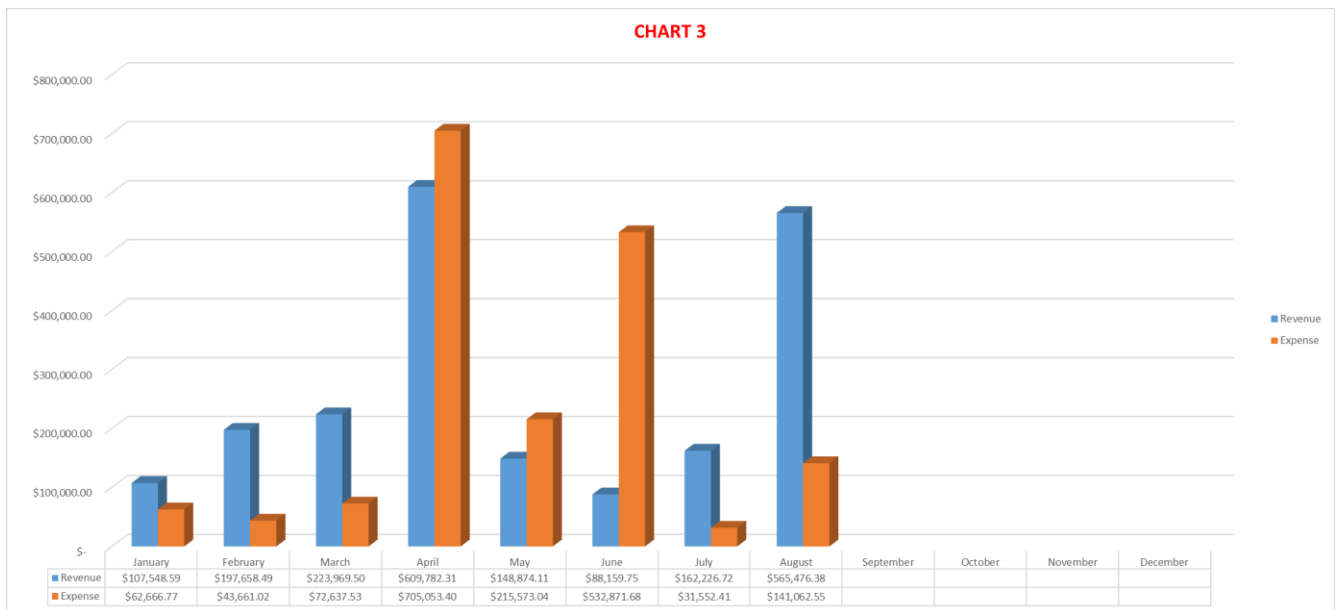
Revenue Type	Revised Budget	YTD Revenue	% of Budget Received
Property and Other Taxes	\$ 575,748.00	\$ 595,425.23	103.42%
Donations	\$ 5,000.00	\$ -	0.00%
State Reimbursement-Real Estate	\$ 77,028.00	\$ 73,456.54	95.36%
State Revenues	\$ 461,063.00	\$ -	0.00%
Local Government Tax	\$ -	\$ -	
Permits	\$ 343,000.00	\$ 342,883.76	99.97%
Inspection Fees	\$ 787,000.00	\$ 199,592.75	25.36%
Fees	\$ 223,250.00	\$ 75,581.63	33.86%
Licenses	\$ 225,000.00	\$ 225,320.58	100.14%
Fines	\$ 3,500.00	\$ 5,804.00	165.83%
Fees Infectious Waste Fees	\$ -	\$ -	#DIV/0!
Fees Solid Waste Fees	\$ 4,000.00	\$ 15,650.00	391.25%
Foundation Revenue	\$ -	\$ -	
Water Testing Fee	\$ 5,000.00	\$ 7,149.00	142.98%
Federal Grants	\$ 172,000.00	\$ -	0.00%
Local Match	\$ -	\$ -	
Reimbursements	\$ -	\$ 30,344.00	
Other Revenue	\$ 3,900.00	\$ 11,712.96	300.33%
Other Revenue Other Receipts	\$ 104,000.00	\$ 91,585.87	0.00%
Other Revenue Other Revenue	\$ 67,500.00	\$ 429,189.53	635.84%
Other Revenue Real Estate Fee Refund	\$ -	\$ -	
Transfers In	\$ 1,269,450.00	\$ -	0.00%
Total Revenue	\$ 4,326,439.00	\$ 2,103,695.85	48.62%
	Percentage of year Completed		66.67%
Expense Type	Revised Budget	YTD Expense	% of Budget Used
Salaries	\$ 95,929.00	\$ 55,882.08	58.25%
OPERS	\$ 17,267.00	\$ 7,740.84	44.83%
Medicare	\$ 1,390.00	\$ 780.35	56.14%
Workers Compensation	\$ 2,398.00	\$ -	0.00%
Hospitalization	\$ 45,137.00	\$ 20,585.44	45.61%
Unemployment	\$ 5,000.00	\$ 194.88	3.90%
Contract Services	\$ 2,715,305.27	\$ 1,367,768.85	50.37%
Travel	\$ 35,903.20	\$ 11,931.60	33.23%
Vehicle Expense	\$ -	\$ -	-
Legal Fees	\$ 18,674.81	\$ 226.22	1.21%
Advertising	\$ 2,000.00	\$ 441.00	22.05%
State Remittance	\$ 89,694.00	\$ 28,639.00	31.93%
State Remittance Ohio Permit Fee	\$ 20,382.00	\$ 3,496.00	17.15%
State Remittance Ohio Water Test Fee	\$ -	\$ -	0.00%
Materials and Supplies	\$ 73,239.91	\$ 3,412.65	4.66%
Materials and Supplies Supplies	\$ 30,000.00	\$ 25,985.96	86.62%
Materials and Supplies Vaccine Supply	\$ 11,222.75	\$ 245.95	2.19%
Equipment	\$ 58,000.00	\$ 9,437.93	16.27%
Equipment Equipment	\$ 7,490.28	\$ 5,000.00	66.75%
Equipment Equipment Maintenance	\$ 5,899.41	\$ -	0.00%
Other	\$ 607,468.33	\$ 165,141.02	27.19%
Other County RE Tax Expenses	\$ 11,000.00	\$ 10,358.06	94.16%
Other Health Emergency	\$ -	\$ -	0.00%
Other Other Expenses	\$ 79,750.00	\$ 32,355.00	40.57%
Other State RE Tax Expenses	\$ 250.00	\$ 107.28	42.91%
Other VS Remit to State	\$ 155,000.00	\$ 53,608.04	34.59%
Refunds	\$ 9,974.00	\$ 1,740.25	17.45%
Repair Services	\$ -	\$ -	0.00%
Transfers Out	\$ 1,234,450.00	\$ -	0.00%
Total Expense	\$ 5,332,824.96	\$ 1,805,078.40	33.85%
	Percentage of year Completed		66.67%
Revenue Less Expense	\$ (1,006,385.96)	\$ 298,617.45	
Beginning Cash Balance		\$ 4,312,913.46	
Total Cash on Hand		\$ 4,611,530.91	
Cash on Hand Per Cash Position Report		\$ 4,056,442.77	

CHART 2

MONTH OF : AUGUST

Fund Number	Fund name	Beginning	YTD Revenue Per	YTD Expense Per	Ending	YTD Cash Per Cash
		Cash Balance	Budget Performance	Budget Performance	Cash Balance	Position Report
6002	Board of Health	\$ 878,286.92	\$ 1,027,886.15	\$ 1,574,259.12	\$ 331,913.95	\$ 331,913.95
6004	Trailer Park	\$ 18,013.75	\$ 4,030.00	\$ 1,100.00	\$ 20,943.75	\$ 20,943.75
6005	Food Service	\$ 544,969.96	\$ 233,274.58	\$ 18,414.56	\$ 759,829.98	\$ 759,829.98
6008	Infectious Waste/ Solid Waste	\$ 124,907.06	\$ 15,650.00	\$ -	\$ 140,557.06	\$ 140,557.06
6011	Private Water Systems	\$ 300,917.14	\$ 48,449.50	\$ 6,479.54	\$ 342,887.10	\$ 342,887.10
6018	Swimming Pools	\$ 45,798.21	\$ 11,268.75	\$ 2,680.00	\$ 54,386.96	\$ 54,386.96
6021	Public Health Infrastructure	\$ 619,676.45	\$ -	\$ 2,716.76	\$ 616,959.69	\$ 616,959.69
6023	Sewage Treatment Systems	\$ 580,892.99	\$ 246,226.75	\$ 33,344.68	\$ 793,775.06	\$ 793,775.06
6025	Immunization Action Plan	\$ 27,587.13	\$ -	\$ 245.95	\$ 27,341.18	\$ 27,341.18
6030	Emergency Response Fund	\$ 26,140.00	\$ -	\$ -	\$ 26,140.00	\$ 26,140.00
6036	Environmental Health Assistance	\$ 64,369.16	\$ 125.00	\$ 29,650.00	\$ 34,844.16	\$ 34,844.16
6037	For Sale of Property	\$ 449,465.34	\$ 395,535.02	\$ 135,377.79	\$ 709,622.57	\$ 709,622.57
6039	Alcohol, Tobacco & Other Drugs	\$ 52,879.66	\$ -	\$ -	\$ 52,879.66	\$ 52,879.66
6040	Injury Prevention	\$ 84,188.45	\$ 7,825.34	\$ 810.00	\$ 91,203.79	\$ 91,203.79
6041	Workforce Development	\$ 319,629.34	\$ 29,914.00	\$ -	\$ 349,543.34	\$ 349,543.34
6042	Population Health Fund	\$ 175,191.90	\$ 4,842.00	\$ -	\$ 180,033.90	\$ 180,033.90
6043	Operations & Maintenance	\$ -	\$ 78,668.76	\$ -	\$ 78,668.76	\$ 78,668.76
Total		\$ 4,312,913.46	\$ 2,103,695.85	\$ 1,805,078.40	\$ 4,611,530.91	\$ 4,611,530.91

CHART 3



Adam Litke provided the following highlights:

- *Introduced Katie Taylor, new Finance Director.*

Discussion:

Lynn Roman asked about any updates or resolutions to the property tax issue. Adam Litke said there was no update at this time.

4.04

Health Commissioner's Report

4.04.01

From the Statehouse

“Taxpayers Freedom Trilogy” Latest Legislative Property Tax Plan--Republican lawmakers continue putting forward new proposals aimed at addressing skyrocketing property valuations across the state and the tax bills that follow.

A trio of bills on the topic represented half of the legislation introduced in the House last week. These new proposals — dubbed the "Taxpayers Freedom Trilogy" by their sponsors — would disallow and eventually eliminate continuing tax levies ([HB 420](#)), allow ballot measures aimed at reducing inside millage ([HB 421](#)), and establish higher passage thresholds for levy requests over 1 mill ([HB 422](#)).

The lead sponsor of the bills, Rep. Gary Click (R-Vickery), said in an interview he views the package as potentially striking a middle ground between doing nothing and some of the more severe restrictions on property taxes being discussed inside and outside the Legislature.

4.04.02

News From Washington

CDC Leadership Changes--On Wednesday, the administration [announced](#) that it had removed Dr. Susan Monarez from her post as The Centers for Disease Control and Prevention (CDC) Director, though her lawyers stated that she had not been properly terminated and has not resigned so she remains in her post. The administration has not offered a rationale behind the firing, however extensive reporting has pointed to disagreements over vaccine data and policy as key drivers in the decision. On Friday, Department of Health & Human Services (HHS) Secretary Robert F. Kennedy, Jr., [tapped](#) Jim O’Neill to be acting director at CDC. O’Neill currently serves as Deputy Secretary at HHS.

In addition to this shift at the top of the agency, a handful of other notable longstanding leaders at CDC have [resigned](#), some of whom are former National Association of County and City Health Officials (NACCHO) members. These include Jen Layden, Director, Office of Public Health Data, Surveillance, and Technology; Demetre Daskalakis, Director, National Center for

Immunization and Respiratory Diseases; Dan Jernigan, Director, National Center for Emerging and Zoonotic Infectious Diseases; and Deb Houry, Chief Medical Officer. [NACCHO released a statement](#) on the removal of CDC Director Susan Monarez and related senior leadership departures.

Food and Drug Administration (FDA) Approves New Covid Vaccines with Restrictions--

Last Wednesday, the FDA [approved](#) the next round of Covid vaccines for people aged 65 and over and those with at least one underlying medical condition that puts them at higher risk for severe illness. Secretary Kennedy [said](#) the FDA has authorized Moderna’s shot for those aged 6 months and older, Pfizer’s vaccine for those 5 and up, and Novavax’s shot for people 12 and older — but these vaccines are only recommended for individuals considered at higher risk of developing severe illness from the virus.

While the administration has said that “these vaccines are available for all patients who choose them after consulting with their doctors,” public health and medical stakeholders have noted that these restrictions based on underlying conditions could make it difficult for many Americans to access the shots and raises uncertainty about whether insurance plans will continue to cover them for otherwise healthy individuals. While FDA’s role is to authorize use of vaccines, CDC’s Advisory Committee on Immunization Practices (ACIP) is tasked with determining recommendations of who should get vaccinated. Their next meeting is currently set for mid-September.

Association of Ohio Health Commissioners (AOHC) and Local Public Health Services Collaborative (LPHSC) are monitoring the vaccine policy changes and implications for insurance reimbursement. We will share information as we get it. An article from PBS titled [FDA approves updated COVID-19 shots](#) lays out the current changes and potential new roadblocks to care.

4.04.03

Ohio Dental Care

Children and adults in Ohio turn to emergency departments (EDs) for preventable dental issues at far higher rates than the national average.

In 2022, Ohio children on Medicaid were nearly twice as likely as children nationwide to visit the ED for dental caries. And Ohio adults experienced higher rates of ED visits for non-traumatic dental conditions than the rest of the country, as illustrated above.

These patterns highlight gaps in access to preventive oral health services and underscore the need for new approaches to address the issue. One of those approaches is the [MORE Care® Ohio pilot](#), which brings medical and dental providers together to integrate oral health into pediatric primary care, expanding access and prevention for children across the state.

The pilot, which is highlighted in CareQuest Institute for Oral Health’s [Partners in Progress](#) report, demonstrates how collaboration, training and data-driven approaches can bridge gaps in care and reduce disparities, especially in rural areas. To advance this work, Health Policy

Institute of Ohio (HPIO) and [Oral Health Ohio](#) recently convened stakeholders from across Ohio to discuss findings, share perspectives and explore strategies for scaling integrated care models statewide.

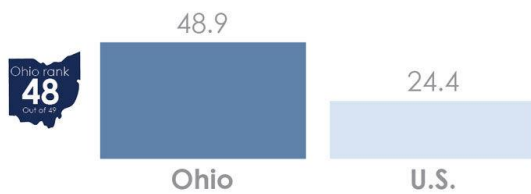
Ohio ranks near the bottom for dental-related ED visits for both children and adults

Ohio children are nearly twice as likely as children in the U.S. overall to visit an emergency department for issues related to tooth decay or cavities. And Ohio adults are also more likely to visit an ED for non-traumatic dental conditions than the U.S. rate.

20 and younger

ED visits related to dental caries, 20 years old and younger

Number of visits by Medicaid recipients, age 20 and under, to the emergency department related to dental caries, per 100,000 member months, 2022

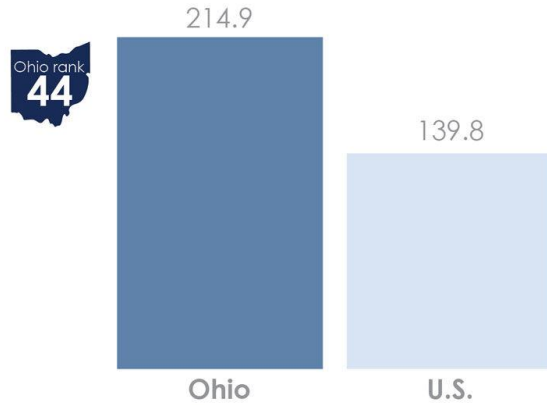


Source: American Dental Association

21 and older

ED visits related to non-traumatic dental conditions, 21 years old and older

Number of visits by Medicaid recipients, age 21 and older, to the emergency department related to non-traumatic dental conditions, per 100,000 member months, 2022



Source: American Dental Association

health policy institute of ohio 

4.04.04

Governor DeWine Calls for State Ban on Kratom

Governor Mike DeWine this week asked the Ohio Board of Pharmacy to designate all natural and synthetic versions of kratom as illegal (Source: “[Ohio kratom ban: Gov. Mike DeWine wants to declare it an illegal drug](#),” Columbus Dispatch, Aug. 26).

If approved, Ohio would be the first state in the country to do so.

Made from the leaves of a Southeast Asian tree, kratom is pitched as a treatment for chronic pain, opioid dependence, anxiety, depression and other disorders. It's sold online and in stores as powders, gummies and drinks.

While it has gained popularity in recent years, kratom can be modified into highly addictive synthetic versions that cause psychosis, seizures, hallucinations and death. Kratom caused more than 200 unintentional overdose deaths in Ohio between 2019 and 2024, according to Ohio Department of Health data.

4.04.05

Ohio Among States with Most CDC Funding Cuts

Following a series of court victories in other states, Ohio is now one of the top five states with the most cuts in Centers for Disease Control and Prevention funding for state and local health departments (Source: “[Blue States That Sued Kept Most CDC Grants, While Red States Feel Brunt of Trump Clawbacks](#),” KFF Health News, Aug. 26).

The Department of Health and Human Services in late March canceled nearly 700 Centers for Disease Control and Prevention grants nationwide — together worth about \$11 billion. Awarded during the COVID-19 pandemic, they supported efforts to vaccinate people, reduce health disparities among demographic groups, upgrade antiquated systems for detecting infectious disease outbreaks, and hire community health workers.

Initially, grant cancellations hit blue and red states roughly evenly. Four of the five jurisdictions with the largest number of terminated grants were led by Democrats: California, the District of Columbia, Illinois, and Massachusetts.

But after attorneys general and governors from about two dozen blue states sued in federal court and won an injunction, the balance flipped. Of the five states with the most canceled grants, four are led by Republicans: Texas, Georgia, Oklahoma, and Ohio.

Federal CDC funding accounts for [more than half](#) of state and local health department budgets, according to KFF.

4.04.06

Marketplace Insurance Rates Expected to Spike in Ohio

The approximately 583,000 people in Ohio who buy health insurance from the federal Affordable Care Act marketplace can expect to see their premiums increase substantially in 2026 (Source: “[Buying health insurance on the ACA marketplace? Prepare for Ohio premiums to go up – by quite a bit](#),” Signal Cleveland, Aug. 25).

The 11 companies that sell health insurance to Ohio individuals on the federal marketplace are proposing a median premium increase of about 18% for 2026 – more than double the jump requested in recent years.

Since the federal marketplace began in 2014, the federal government has given tax credits as a financial incentive for residents to sign up for insurance on the marketplace. During the COVID pandemic, Congress and the Biden administration made those credits more generous and did away with income limits on who could receive them.

Since then, the number of Ohio residents enrolled in health plans through the Affordable Care Act marketplace has skyrocketed. In 2024, **about 480,000 people enrolled** – a more than 50% increase from the year before. About 88% of those enrolled received tax credits, according to **the health policy organization KFF**.

4.04.07

MMWR August Synopsis

- Per CDC’s National Vital Statistics System 2018-2023 data, 59% of overdose deaths involved stimulants, with 43.1% also involving opioids, and 15.9% not. People aged 45 and older, and those with a history of cardiovascular disease, died more commonly of overdoses involving stimulants and no opioids as compared to those involving both (66.6% vs 44.2%, and 38.7% vs 21.2%, respectively.) Stimulant-involved overdose death rates increased from 2018 to 2023, with the largest increases seen for psychostimulants among American Indian and Alaska Natives and for cocaine among Blacks.
- The Advisory Committee on Immunization Practices recommends that everyone 6 months old or older without a contraindication receive routine annual influenza vaccine. Updates for the 2025-26 influenza season include: antigenic composition updates, FDA approval of FluMist self-administration, FDA approval for Flublok from ages 18 years or older to 9 years or older, and a recommendation for only single-dose formulations free of thimerosal. The comprehensive summary of the updated recommendations can be found at: <https://www.cdc.gov/flu/hcp/acip/index.html>
- In June 2025, the FDA licensed clesrovimab, a second (after nirsevimab) long-acting RSV monoclonal antibody for preventing RSV-associated lower respiratory tract infections in infants, following the Advisory Committee on Immunization Practices recommendation after review of safety and efficacy data since September 2024. All infants should be protected against RSV through either maternal RSV vaccination or via nirsevimab or clesrovimab administration. No one product is preferred; the choice should be guided by parent preference, product availability, and timing of the infant’s birth relative to the RSV season. Comprehensive information regarding the recommendations, safety and efficacy evidence, and additional consideration for all three products can be found on the CDC website at: <https://www.cdc.gov/rsv/hcp/vaccine-clinical-guidance/infants-young-children.html> and <https://www.cdc.gov/rsv/hcp/vaccine-clinical-guidance/pregnant-people.html>.
- A CDC multi-state investigation in 2024 identified 26 confirmed cases (and 1 suspected case) from 13 states of Salmonella Cotham, with 72% associated with contact with pet bearded dragons. 65% of cases were among children under 5 years old. Continued circulation of this rare strain of Salmonella is expected among commercially sold bearded dragons. CDC

launched an educational campaign to inform pet suppliers, veterinarians, and the general public about the risks and prevention measures.

- In August 2024, Maryland experienced a positive rabies test result in an aggressive feral cat that had been captured and euthanized. The cat was part of a group of about 20 local feral cats with little human care. Reverse 911 messaging identified 3 people who had been exposed and all received post-exposure prophylaxis (PEP). No human rabies cases occurred. 3 other cats from the colony were captured and euthanized, with no positive rabies test results.
- An analysis of data from immunization information systems in 33 U.S. states and the District of Columbia determined that an estimated 29% of infants born between October 2023 and March 2024 were immunized against RSV (per August/September recommendation by the Advisory Committee on Immunization Practices) including 19% through infant receipt of nirsevimab and 10% through pregnant women RSV vaccination. Coverage ranged from 11% (Nevada) to 53% (Vermont) by state, with Ohio achieving approximately 33% coverage. Only 38% of infants immunized by nirsevimab received it within the optimal first week of life.
- A review of data from the 2024 National Immunization Survey – Teen for 16,325 adolescents aged 13 to 17 revealed that coverage with Tdap vaccine increased from 89.0% in 2023 to 91.3% in 2024, coverage with quadrivalent meningococcal conjugate vaccine (MenACWY) increased from 88.4% to 90.1%, and coverage with HPV vaccine remained stable for the third consecutive year (with 78.2% having received at least one dose, and 62.9% up to date.) Up to date HPV vaccination varied the most by jurisdiction (from 39.1% in Mississippi to 79.8% in Massachusetts) and has remained lower in more rural areas as compared with cities. Between 65 and 71% of parents received an HPV vaccine recommendation for their child from a healthcare provider.
- From April 18 to December 31, 2024, a survey of 3,285 participating (75.9% of the 4,326 approached) non-critically ill adult emergency department (ED) patients across 10 EDs in 8 U.S. cities found that 49.4% had not heard of one or more CDC-recommended vaccines for their age group, and 85.9% had not received them. Blacks were 1.93 times more likely to not be up to date with vaccines, while people without primary health care were 2.91 times more likely and those without health insurance were 3.01 times more likely. 46.4% said they would accept one or more of their missing vaccines, and 86.7% said they would accept them all, if they were provided during their ED visit.
- In mid-2024, North Carolina public health officials determined that a patient in a skilled nursing facility became infected with hepatitis B after repeatedly receiving assisted blood glucose monitoring with shared glucometers within a minute following usage on a patient with previously-diagnosed but unreported hepatitis B. Although disinfection protocols were followed and no other potential infection control risks were identified, it is believed the interval between usage was insufficient for adequate disinfection. Not sharing glucometers

among patients (as well as providing routine hepatitis B vaccination) is recommended to reduce risks.

Adam Litke provided the following highlights for Ron H. Graham:

- *Discussed Chagas (the “kissing bug” disease) that’s spreading throughout the United States. There are no recently confirmed cases in Ohio.*

5.0

Old Business

No Old Business.

6.0

New Business

6.01

6.01.01

Financial Reports, Resolution 25-09-06-01-01

Lynn Roman moved and Dr. Mark Hendrickson seconded a motion to approve the Financial Reports for payment of bills, as listed in the recapitulation sheets attached to these minutes; motion carried.

6.01.02

Permission to Approve Appropriations for Increase/Decrease

Dr. Mark Hendrickson moved and Christine Sutter seconded a motion to approve Appropriations for Increase/Decrease; motion carried.

6.01.03

Permission to Approve Fund Balance Adjustments

Dr. Mark Hendrickson moved and Melissa DeBoth seconded a motion to approve Fund Balance Adjustments related to the Cross-Jurisdictional Agreement with Lake County General Health District; motion carried.

7.0

Citizens' Remarks

Dr. Mark Hendrickson outlined the process and policies for providing public comment. Those who would like to comment but not attend the meeting are invited to email info@geaugacountyhealth.org and their comments will be forwarded to the Board.

A member of the public asked if all the bills for Lake County are current. Adam Litke said the financial resolutions approved should take care of that.

A member of the public asked if there was any update about recording the Board meetings. Adam Litke said there are no plans at this time to record them unless the Board determines otherwise.

8.0

Adjournment

With no further business, the meeting was adjourned at 5:40 p.m.

Secretary

President

BOARD OF HEALTH
GEAUGA PUBLIC HEALTH
September 17, 2025

The Board of the Geauga Public Health met this day, September 17, 2025,
in a regularly scheduled meeting with the following members present:

Dr. Mark Hendricks
CBH
Lynn Roman

Melissa DeBoer

Lynn Roman presented the following resolution and named its adoption.

RESOLUTION TO: APPROVE CURRENT BILLS FOR PAYMENT

WHEREAS, the Board of the Geauga Public Health hereby finds and determines that all formal actions relative to the adoption of this resolution were taken in an open meeting of this Board of Health, and that all the deliberations of this Board of Health and of its committees, if any, which resulted in formal actions, were taken in meetings open to the public, in full compliance with applicable legal requirements, including Section 121.22 of the Revised Code, and

WHEREAS, the Board of Health, by this resolution, approves the payment of current bills as indicated on the attached recapitulation sheets.

BE IT RESOLVED by the Board of Health in and for the Geauga Public Health, that as evidenced by the Certification of Funds signed by the Geauga County Auditor, the Health Commissioner is hereby authorized to forward a certified copy of this resolution and attached recapitulation sheets to the Geauga County Auditor for payment of current bills during the fiscal year ending December 31, 2025.

Dr. Mark Hendricks seconded the resolution and the vote being called upon its adoption, the vote resulted as follows:

"AYES" 4

"NAYS" 0

CLERK'S CERTIFICATION

I, Adam Litke, Administrator of the Board of Health do hereby certify that this is a true and accurate copy of a resolution adopted by the said Board on September 17, 2025.

Witness my hand this 17th day of September 2025.

Administrator, Board of Health

(Signature)



Accounts Payable by G/L Distribution Report

Invoice Date Range 08/01/25 - 08/31/25

Vendor	Invoice No.	Invoice Description	Status	Invoice Date	G/L Date	Invoice Amount
Fund 6002 - Board of Health Fund						
Department 053 - Health Department						
Sub Department 00 - Non Departmental						
Account 601 - Contract Services						
52399 - LAKE COUNTY HEALTH DISTRICT	MGT CJA 04/25	GPH-CONTRACT 36, 38 & 39	Paid by Check # 1184640	08/01/2025	08/01/2025	26,545.33
53003 - MCDONALD HOPKINS LLC	1557909 & 7910	BOH Contract Services - McDonald Hopkins	Paid by Check # 1184904	08/06/2025	08/06/2025	8,187.50
53003 - MCDONALD HOPKINS LLC	1552391	BOH Contract Services - McDonald Hopkins	Paid by Check # 1185720	08/20/2025	08/20/2025	4,650.00
53003 - MCDONALD HOPKINS LLC	1560963	BOH Contract Services - McDonald Hopkins	Paid by Check # 1185720	08/20/2025	08/20/2025	3,112.50
Account 601 - Contract Services Totals						\$42,495.33
Account 701.5301 - Materials and Supplies						
31282 - SUNRISE SPRINGS WATER CO	666429	BLANKET PURCHASE ORDER	Paid by Check # 1184884	08/06/2025	08/06/2025	52.50
724 - CHARDON OIL CO INC	10416883-2	BLANKET PURCHASE ORDER	Paid by Check # 1185706	08/20/2025	08/20/2025	178.59
2504 - KEY MANEUVERS INC	48588	BLANKET PURCHASE ORDER	Paid by Check # 1185708	08/20/2025	08/20/2025	337.07
27248 - STAPLES INC DBA QUILL LLC	44966039	BLANKET PURCHASE ORDER	Paid by Check # 1185717	08/20/2025	08/20/2025	46.78
27248 - STAPLES INC DBA QUILL LLC	45141047	BLANKET PURCHASE ORDER	Paid by Check # 1185717	08/20/2025	08/20/2025	391.90
31282 - SUNRISE SPRINGS WATER CO	675590	BLANKET PURCHASE ORDER	Paid by Check # 1185718	08/20/2025	08/20/2025	32.00
34331 - VERIZON WIRELESS	6119314051-2	BLANKET PURCHASE ORDER	Paid by Check # 1185719	08/20/2025	08/20/2025	160.44
27248 - STAPLES INC DBA QUILL LLC	45341321 & 39218	BLANKET PURCHASE ORDER	Paid by Check # 1186243	08/26/2025	09/03/2025	162.83
31282 - SUNRISE SPRINGS WATER CO	685157	BLANKET PURCHASE ORDER	Paid by Check # 1186245	08/26/2025	09/03/2025	52.50
Account 701.5301 - Materials and Supplies Totals						\$1,414.61
Account 801 - Equipment						
14430 - DEX IMAGING LLC	06/09-07/05/25	Blanket - BOH Equipment	Paid by Check # 1184639	08/01/2025	08/01/2025	686.91
41167 - COOLING SYSTEMS INC	54653	BLANKET PURCHASE ORDER	Paid by Check # 1185893	08/19/2025	08/27/2025	225.00
10451 - AT&T MOBILITY II LLC	07252025-1	BLANKET PURCHASE ORDER	Paid by Check # 1185713	08/20/2025	08/20/2025	275.89



Accounts Payable by G/L Distribution Report

Invoice Date Range 08/01/25 - 08/31/25

Account	Description	Invoice #	Invoice Date	Amount
14430 - DEX IMAGING LLC	Blanket - BOH Equipment	AR13778335	08/20/2025	689.78
14430 - DEX IMAGING LLC	BLANKET PURCHASE ORDER	AR13778335	08/20/2025	226.54
Account 801 - Equipment Totals				\$2,104.12
Account 901.5303 - Other VS Remit to State				
8784 - TREASURER OF STATE OF OHIO / AOS	MISC OTHER REMIT TO STATE	BILL359288	08/01/2025	205.00
53449 - TREAS OF STATE-OH DEPT OF HLTH	MISC OTHER REMIT TO STATE	360538	08/20/2025	2,808.50
Account 901.5303 - Other VS Remit to State Totals				\$3,013.50
Account 902 - Travel				
724 - CHARDON OIL CO INC	MISC TRAVEL	10416883-1	08/20/2025	412.09
Account 902 - Travel Totals				\$412.09
Sub Department 00 - Non Departmental Totals				\$49,439.65
Department 053 - Health Department Totals				\$49,439.65
Fund 6002 - Board of Health Fund Totals				\$49,439.65
Fund 6005 - Food Service Fund				
724 - CHARDON OIL CO INC	MISC MATERIALS & SUPPLIES	10416883-3	08/20/2025	282.11
Account 701 - Materials and Supplies Totals				\$282.11
Account 901 - Other				
10451 - AT&T MOBILITY II LLC	Blanket - Food Service Other	07252025-2	08/20/2025	83.34
Account 901 - Other Totals				\$83.34
Sub Department 00 - Non Departmental Totals				\$365.45
Department 053 - Health Department Totals				\$365.45
Fund 6005 - Food Service Fund Totals				\$365.45
Fund 6021 - Public Health Infrastructure				
1809 - GILLMORE SECURITY SYSTEMS INC	blanket - public health infrastructure - other	705908	08/20/2025	268.92
Account 901 - Other Totals				268.92



Accounts Payable by G/L Distribution Report

Invoice Date Range 08/01/25 - 08/31/25

Fund 6037 - Health For Sale of Property
Account 801.5301 - Equipment Equipment
4924 - GEAUGA COUNTY ADP BOARD

Account	Invoice Date	Invoice Description	Invoice Amount	Invoice Transactions
Account 901 - Other				
52399 - LAKE COUNTY HEALTH DISTRICT	07/24/25 FY25 Q2	MISC EQUIPMENT	3,700.00	08/20/2025
		Paid by Check # 1185709		08/20/2025
		Account 801.5301 - Equipment Equipment	\$3,700.00	Transactions
52399 - LAKE COUNTY HEALTH DISTRICT	GPH 5-2025	BLANKET PURCHASE ORDER	20,325.00	08/01/2025
		Paid by Check # 1184640		08/01/2025
52399 - LAKE COUNTY HEALTH DISTRICT	GPH 7-2025	BLANKET PURCHASE ORDER	21,150.00	08/27/2025
		Paid by Check # 1185900		08/27/2025
4924 - GEAUGA COUNTY ADP BOARD	07/24/25 FY25-Q2	MISC OTHER	388.12	08/20/2025
		Paid by Check # 1185709		08/20/2025
22431 - GEAUGA COUNTY WATER RESOURCES	June 25	6037 Water Samples	540.00	08/20/2025
		Paid by Check # 1185716		08/20/2025
		Account 901 - Other	\$42,403.12	Invoice Transactions
Account 907 - Legal Fees				
16857 - GEAUGA COUNTY CLERK OF COURTS	#25M000178	FSOP Legal -GC clerk of courts	226.22	08/27/2025
		Paid by Check # 1185887		08/27/2025
		Account 907 - Legal Fees	\$226.22	Invoice Transactions
Account 917 - Refunds				
17149 - KIRBY, STEVEN & JULIE	Overpaid OM Perm	FSOP Refunds	50.00	08/27/2025
		Paid by Check # 1185888		08/27/2025
		Account 917 - Refunds	\$50.00	Invoice Transactions
		Sub Department 00 - Non Departmental	\$46,379.34	Invoice Transactions
		Department 053 - Health Department	\$46,379.34	Invoice Transactions
		Fund 6037 - Health For Sale of Property	\$46,379.34	Invoice Transactions
		Grand Totals	\$122,158.15	Invoice Transactions

* = Prior Fiscal Year Activity



Expense Budget Performance Report

Date Range 08/01/25 - 08/31/25

Account	Account Description	Current Month Transactions
Fund 6002	Board of Health Fund	
Department 053	Health Department	
Sub Department 00	Non Departmental	
	EXPENSE	
501	Salaries	6,535.14
502	Medicare	91.02
503	Hospitalization	2,573.18
504	OPERS	914.92
	EXPENSE TOTALS	\$10,114.26
	Sub Department 00 - Non Departmental Totals	(\$10,114.26)
	Department 053 - Health Department Totals	(\$10,114.26)
	Fund 6002 - Board of Health Fund Totals	\$10,114.26
	Grand Totals	\$10,114.26



Public Health
Prevent. Promote. Protect.

Geauga Public Health

GEAUGA COUNTY BOARD OF HEALTH

12611 Ravenwood Dr., Suite 301, Chardon, OH 44024-1071

To: Mr. Ron Leyde, Deputy Auditor


At the September 17, 2025, meeting of the Geauga Public Health Board of Health, The Board adopted the following Fund Balance Adjustment Requests:

Fund Name	Fund Number	Dept	Sub Dept	Account	Description	Increase	Decrease
Trailer Park	6004	053	00	601	Contract Services		\$1,814.94
General	6002	053	00	499	Transfers In	\$1,814.94	
Food Services	6005	053	00	601	Contract Services		\$65,233.46
General	6002	053	00	499	Transfers In	\$65,233.46	
Private Water Systems	6011	053	00	601	Contract Services		\$18,206.77
General	6002	053	00	499	Transfers In	\$18,206.77	
Swimming Pool	6018	053	00	601	Contract Services		\$2,657.20
General	6002	053	00	499	Transfers In	\$2,657.20	
Sewage Treatment System	6023	053	00	601	Contract Services		\$107,573.03
General	6002	053	00	499	Transfers In	\$107,573.03	
Emergency Response	6030	053	00	601	Contract Services		\$942.05
General	6002	053	00	499	Transfers In	\$942.05	
Health For Sale of Property	6037	053	00	601	Contract Services		\$195,819.40
General	6002	053	00	499	Transfers In	\$195,819.40	
Injury Prevention	6040	053	00	601	Contract Services		\$10,012.80
General	6002	053	00	499	Transfers In	\$10,012.80	
Total Increase/Decrease to Fund Balances:						\$402,259.65	\$402,259.65

Ashley Jones, President vote



Mark Hendrickson, Pres Pro-Tem vote



Melissa DeBoth vote



Lynn Roman vote



Christine Sutter vote