

AGENDA
GEAUGA PUBLIC HEALTH
August 28, 2024

1.0 Call to Order

2.0 Opening of Meeting

2.01 Pledge of Allegiance

2.02 Declaration of Quorum

2.03 Certification of Delivery of Official Notices of Meeting

3.0 Board of Health

3.01 Minutes, Regular Meeting July 24, 2024

4.0 Health District Staff Reports

4.01 Population Health Report

4.02 Environmental Health Report

4.03 Administrator's Report

4.04 Health Commissioner's Report

5.0 Old Business

5.01 Geauga County Administration Building Rent and Space Discussion

5.02 Housing Code Discussion

5.03 Resolution to Increase Certain Fees, Food Service Program, Second Reading

6.0 New Business

6.01 Resolutions

6.01.01 Financial Reports, Resolution 24-08-06-01-01

6.01.02 Permission to Approve Appropriations for Increase/Decrease

6.02 Permission to Change the Date of the October Board of Health Meeting

7.0 Citizens' Remarks

- Session to last 20 minutes unless Board moves to extend.
- 2 minutes per speaker to make comments and ask questions.
- The Board will answer questions after having an opportunity to investigate responses following the meeting. This is not a press conference where answers should be expected on the spot.
- Board responses will be recorded and publicly filed with meeting minutes.

8.0 Executive Session

9.0 Adjournment

1.0 Call to Order

The regular meeting of the Geauga County Board of Health was called to order at 5:00 p.m. on Wednesday, August 28, 2024, by President Mark Hendrickson. The meeting was held at the Geauga County Office Building located at 12611 Ravenwood Drive, Chardon, Ohio.

2.0 Opening of Meeting

2.01 Declaration of Quorum

The following members were present constituting a quorum:

Melissa Bowdren	Dr. Mark Hendrickson	Dr. Mark Rood
Carolyn Brakey, Esq.	Ashley Jones, Pharm D	

Minutes were recorded by Gina Parker/Heather Bushek.

Also present from the Health District staff:

Ron H. Graham, Health Commissioner	Adam Litke, Administrator
Dan Lark, Environmental Health Director	

Others Present: Several members of the public were in attendance.

2.03 Certification of Delivery of Official Notices

Certification of delivery of the official notices of the regular meeting of the Board of Health was made by Adam Litke, Administrator.

3.0 Board of Health

3.01 Approval of Minutes

Dr. Mark Hendrickson moved and Dr. Mark Rood seconded a motion to approve the minutes of the July 24, 2024, Board of Health regular meeting; motion carried.

4.0 Health District Staff Reports

4.01 Population Health

4.01.01 Safe Communities

Planning for the Geauga County Safety Day and Drive Sober or Get Pulled Over kickoff event continues.

4.01.02 Ohio Buckles Buckeyes Program (Car Seat Program)

The Health Educator distributed two convertible car seats to eligible families in Geauga County. The Health Educator conducted an educational session with each legal guardian on child passenger safety best practices, Ohio's child passenger safety law, the proper way to install a car seat, and the correct way to harness the child in the car seat. The Health Educator then assisted the guardian with installing the car seat properly into their vehicle. The Health Educator assisted one family for a car seat check. The Health Educator explained and demonstrated how to properly install three car seats into the client's personal vehicle. The certified technician checked that each seat was properly installed, was correct for the child's height and weight, was in the proper direction, and was not recalled or expired.

4.01.03 Other Population Health Activities

The Health Educator continued to manage the Food Safety Ninja Facebook page in collaboration with the Environmental Health team. The Health Educator also attended the bimonthly Project DAWN meeting on July 10th.

4.01.04 Get Vaccinated Ohio-Public Health Initiative (GVO)

GV 2023/2024 complete. Final invoicing submitted.

4.01.05

Vaccines for Children

Clinics

1. **Mobile Clinic - 7/8/24 and 7/22/24**
 - DTaP-3
 - Kinrix-1
 - Pentacel-1
 - Pediarix-3
 - Vaxelis-11
 - ProQuad-4
 - Hib-2
 - HPV-2
 - Polio-3
 - MMR-10
 - MenACWY-4
 - PCV15-12
 - Rotateq-3
 - Tdap-4
 - Varicella-5
2. **GPH Adult Clinic – 7/2/24 Rabies vaccine**
3. **DDC Clinic Center for Special Needs Children - 7/10/24 and 7/24/24**
4. **TB Clinic - 7/29/24**

Continuing Education / Training

No continuing education this report

Animal Bite Investigations

1. Eight (8) Animal bite investigations conducted.
2. Fourteen (14) follow ups conducted.

Community Events

1. Rockin' With Resources 7/25/24
2. Amish Safety Day 7/26/24

4.01.06

Public Health Emergency Preparedness (PHEP)

The new five-year cycle of the Public Health Emergency Preparedness and Cities Readiness Initiative (PHEP/CRI) grants began on July 1, and the Ohio Department of Health began releasing deliverable guidance and templates on July 8. Ms. Castner has been working with Lake County's Preparedness Team and regional partners in Northeast Ohio to organize and plan the FY25 grant year and beginning work on several deliverables. The first one is due September 1. In addition, Ms. Castner has been preparing for participation in the Perry Nuclear Power Plant biannual graded full-scale exercise. A dry run will be conducted on August 28th and the graded exercises will be on September 24th. Geauga Public Health will staff the health desk at the county Emergency Operations Center and will demonstrate potassium iodide distribution at a care and reception center at Cardinal High School.

Ms. Castner also attended the following meetings and trainings during the month of July:

- Weekly PHEP Team Meetings
- Regional Non-Pharmaceutical Interventions Plan Update Workgroup (July 2)
- MGT 433: Isolation and Quarantine for Rural Communities- Holmes County (July 16)
- OH-202- Debris Management Workshop- Medina County (July 18)
- BioWatch Risk Communications Meeting (July 22)
- Safe Communities Outreach- Chardon Square (July 25)
- Amish Safety Day (July 26)
- Regional IPPW (July 29)
- PHEP Kickoff Meeting w/ODH (July 29)
- Geauga County DES EOC Refresher Training for PNPP Exercise (July 29)

4.01.07

Epidemiology

Two long term care facilities reported outbreaks of COVID-19 in July. A total of 19 residents and 38 staff members tested positive for COVID-19 in these outbreaks. No other communicable disease outbreaks were reported and there were no EpiCenter anomalies in Geauga County for July. Joseph Rombough, designated epidemiologist for GPH submitted his resignation on 7/15/2024 and his last day was on 7/26/2024.

Communicable Diseases Reported by Month Ohio Disease Reporting System (ODRS)

Communicable Disease Report	JAN	FEB	MAR	APR	MAY	JUNE	JULY	AUG	SEPT	OCT	NOV	DEC	Year to Date (1/1/24 to current)	2023 Year End Totals
Anaplasmosis	0	0	0	0	0	0	0						0	1
Babesiosis	0	0	0	0	0	0	0						0	0
Campylobacter	1	0	0	2	3	1	5						12	21
C. auis	0	0	0	0	0	0	0						0	0
CPO	0	0	1	0	3	0	0						4	3
CPO - Colonization Screening	0	0	0	1	0	0	0						1	0
Chikungunya	0	0	0	0	0	0	0						0	0
Chlamydia	11	11	9	2	5	10	8						56	83
COVID-19	260	135	64	45	27	58	134						723	2,068
Coccidioidomycosis	0	0	0	0	0	0	0						0	0
Creutzfeldt-Jakob Disease	0	0	0	0	0	0	0						0	0
Cryptosporidiosis	0	0	0	2	0	0	2						4	1
Cyclosporiasis	0	0	0	0	0	0	0						0	0
E. Coli 0157:H7	0	0	1	0	0	1	2						4	0
Giardia	0	0	0	0	0	0	1						1	3
Gonorrhea	4	1	1	0	6	2	3						17	19
Haemophilus Influenza	0	0	0	0	1	0	0						1	2
Hepatitis A	0	0	0	0	0	0	0						0	0
Hepatitis B (acute)	0	0	0	0	0	0	0						0	0
Hepatitis B (chronic)	0	1	0	0	0	0	0						1	5
Hepatitis B (perinatal)	0	0	0	0	0	0	0						0	0
Hepatitis C (acute)	0	0	0	0	0	0	0						0	1
Hepatitis C (chronic)	2	0	2	0	0	1	2						7	18
Hepatitis C (perinatal)	0	0	0	0	0	0	0						0	0
Hepatitis E	0	0	0	0	0	0	0						0	0
Influenza-Hospitalized	22	21	8	3	1	0	0						55	27
La Crosse Virus Disease	0	0	0	0	0	0	0						0	0
Legionnaires Disease	0	0	1	0	0	1	1						3	4
Leptospirosis	0	0	0	0	0	0	0						0	0
Listeriosis	0	0	0	1	0	0	0						1	0
Lyme Disease	0	0	2	1	5	0	0						8	9
Malaria	0	0	0	0	0	0	0						0	0
Meningitis-aseptic/viral	0	0	0	0	0	0	0						0	2
Meningitis, Bacterial not Neisseria	0	0	0	0	0	0	0						0	0
MIS-C associated with COVID-19	0	0	0	0	0	0	0						0	0
Mpox	0	1	0	0	0	0	0						1	0
Mumps	0	0	0	0	0	0	0						0	1
Mycobacterium Tuberculosis	0	0	0	0	0	0	0						0	0
Pertussis	1	0	1	0	0	0	0						2	83
Rocky Mountain spotted fever	0	0	0	1	0	0	0						1	0
Salmonellosis	1	0	0	1	1	2	3						8	10
Shigellosis	0	0	1	0	0	0	0						1	2
Staph Aureus VRSA	0	0	0	0	0	0	0						0	0
Streptococcal Group A (GAS)	1	1	1	1	1	0	0						5	16
Streptococcal Group B Newborn	0	0	0	0	0	0	0						0	0
Streptococcus Pneumoniae(ISP)	2	3	1	0	0	0	0						6	3
Syphilis	0	0	0	0	0	0	0						0	5
Tetanus	0	0	0	0	0	0	0						0	0
Varicella	0	0	0	1	0	0	0						1	1
Vibriosis	0	1	0	0	0	0	0						1	0
West Nile Virus	0	0	0	0	0	0	0						0	0
Yersiniosis	0	0	0	0	0	0	0						0	1
Totals	305	175	93	61	53	76	161	0	0	0	0	0	924	2,389

Adam Litke provided the following highlights:

- No report.

4.02
Environmental Health

4.02.01
Director's Report

No report.

4.02.02
Food Safety

No report.

4.02.03
Program Inspections

Environmental Health staff conducted the following program inspections in July:

Program	Inspections
Private Water Systems (wells)	4
Camps	5
Swimming Pools/Spas	21
*Food	76
Sewage Systems	149
For Sale of Property	1
HB 110 (Semi-Public) Systems	36
Plumbing	64
Schools	0
Nuisance Complaints	0
Animal Bites	0
Solid Waste	0

*Includes routine inspections, reinspections, mobiles, temporaries, plan reviews, pre-licensing inspections, food-related nuisance complaints, and consultations.

Dan Lark provided the following highlights:

- *Environmental Health staff will be at the Great Geauga County Fair on August 29, 2024, to begin inspections of vendors selling food.*
- *Discussed the Operation & Maintenance Program and housing complaints at the Health District Advisory meeting on August 14, 2024. Ron Graham stated that staffing, Accreditation, and the Community Health Assessment were also discussed.*

4.03

Administrator's Report

4.03.01

Administrator

1. Planning for booth at Great Geauga County Fair.
2. GPH will be at the County Trunk or Treat event at Sheriff's Office parking lot.
 - a. This event is the same night as the October GPH Board of Health meeting. Need to discuss moving the Board of Health meeting back one week to the 5th Wednesday to not conflict with this community event.
3. New computers are being rolled out by ADP.
4. Quarterly Health District Advisory Council (HDAC) was held and GPH continues to work with community partners to better the County and improve communication with our partner agencies.
5. Will be attending the Fall Association of Ohio Health Commissioners meeting in September 2024.

4.03.02

Notes to Financial Statements

Accounts Payable by G/L Distribution Report. This is the day-to-day or current expenses report.

Notes on Chart 1

As of July 31, 2024, 58.33% of the year is complete. This percentage is a point of reference for what percentage of revenue and expense you might expect to see received/expensed at this point in the year.

The following are explanations for revenues and/or expenses that are significantly over budget or under budget from that reference point.

REVENUE:

- (1) State subsidy is included in State Reimbursements – Real Estate.
- (2) This is the seventh month of the year, and the food service revenue is ahead of budget. This is normal as food service licenses renew every March also rates were raised for food service inspections.
- (3) Solid waste fees are in at 100% but that is revenue earned last year that was received this year.
- (4) The word Receipts is misspelled due to an error in the accounting system. IT has been made aware and this should be corrected on the next report.

EXPENSES:

This is the seventh month of the year and expenses are under budget in part due to timing of invoice payments. Next month invoices from Lake County Health district will be paid.

Notes on Chart 2

Chart 2 is a comparison of the beginning cash balance of each fund to the current cash balance of each fund.

Notes on Chart 3

The bar graph compares the revenue and expenses by each month for all funds combined.

CHART 1				
MONTH OF : JULY				
	Revised	YTD	% of Budget	
Revenue Type	Budget	Revenue	Received	
Property and Other Taxes	\$ 570,680.00	\$ 319,345.21	55.96%	
State Reimbursement-Real Estate	\$ 76,350.00	\$ 138,962.52	182.01%	1
State Revenues	\$ 401,000.00	\$ 278,803.53	69.53%	
Local Government Tax	\$ -	\$ -		
Permits	\$ 586,000.00	\$ 284,027.75	48.47%	
Inspection Fees	\$ 527,000.00	\$ 42,360.00	8.04%	
Fees	\$ 236,650.00	\$ 157,608.00	66.60%	
Licenses	\$ 164,000.00	\$ 249,689.62	152.25%	2
Fines	\$ 4,900.00	\$ 4,212.02	85.96%	
Fees Infectious Waste Fees	\$ -	\$ -	#DIV/0!	
Fees Solid Waste Fees	\$ 15,750.00	\$ 15,750.00	100.00%	3
Foundation Revenue	\$ -	\$ -		
Water Testing Fee	\$ 12,000.00	\$ 6,914.00	57.62%	
Federal Grants	\$ 169,000.00	\$ 82,217.86	48.65%	
Local Match	\$ -	\$ -		
Reimbursements	\$ 1,146,286.62	\$ -		
Other Revenue	\$ 2,500.00	\$ 3,188.30	127.53%	
Other Revenue Other Receipts	\$ 27,000.00	\$ 75,578.94	279.92%	4
Other Revenue Other Revenue	\$ 60,700.00	\$ 71,258.84	117.40%	
Other Revenue Real Estate Fee Refund	\$ -	\$ -		
Transfers In	\$ 160,000.00	\$ -	0.00%	
Total Revenue	\$ 4,159,816.62	\$ 1,729,916.59	41.59%	
	Percentage of year Completed		58.33%	
	Revised	YTD	% of Budget	
Expense Type	Budget	Expense	Used	
Salaries	\$ 1,013,186.16	\$ 39,311.82	3.88%	
OPERS	\$ 145,287.57	\$ 5,478.50	3.77%	
Medicare	\$ 15,865.50	\$ 547.35	3.45%	
Workers Compensation	\$ 25,064.58	\$ -	0.00%	
Hospitalization	\$ 284,878.63	\$ 16,652.86	5.85%	
Unemployment	\$ 5,000.00	\$ 73.54	1.47%	
Contract Services	\$ 3,246,252.71	\$ 1,467,768.51	45.21%	
Travel	\$ 47,070.09	\$ 10,751.63	22.84%	
Vehicle Expense	\$ -	\$ -	-	
Legal Fees	\$ 14,421.52	\$ 588.16	4.08%	
Advertising	\$ 5,485.50	\$ 912.35	16.63%	
State Remittance	\$ 70,512.00	\$ 16,543.00	23.46%	
State Remittance Ohio Permit Fee	\$ 21,208.00	\$ 6,808.00	32.10%	
State Remittance Ohio Water Test Fee	\$ -	\$ -	0.00%	
Materials and Supplies	\$ 21,989.53	\$ 259.71	1.18%	
Materials and Supplies Supplies	\$ 23,391.44	\$ 4,797.05	20.51%	
Materials and Supplies Vaccine Supply	\$ 13,062.54	\$ 1,339.79	10.26%	
Equipment	\$ 93,060.24	\$ 2,933.11	3.15%	
Equipment Equipment	\$ 3,490.28	\$ -	0.00%	
Equipment Equipment Maintenance	\$ 4,399.41	\$ -	0.00%	
Other	\$ 509,884.71	\$ 72,017.82	14.12%	
Other County RE Tax Expenses	\$ 11,000.00	\$ 5,571.31	50.65%	
Other Health Emergency	\$ -	\$ -	0.00%	
Other Other Expenses	\$ 110,689.25	\$ 22,697.62	20.51%	
Other State RE Tax Expenses	\$ 1,000.00	\$ -	0.00%	
Other VS Remit to State	\$ 172,200.58	\$ 48,210.88	28.00%	
Refunds	\$ 15,020.00	\$ 2,654.75	17.67%	
Repair Services	\$ -	\$ -	0.00%	
Transfers Out	\$ 170,789.30	\$ -	0.00%	
Total Expense	\$ 6,044,209.54	\$ 1,725,917.76	28.55%	
	Percentage of year Completed		58.33%	
Revenue Less Expense	\$ (1,884,392.92)	\$ 3,998.83		
Beginning Cash Balance		\$ 4,300,063.66		
Total Cash on Hand		\$ 4,304,062.49		
Cash on Hand Per Cash Position Report		\$ 4,304,062.49		

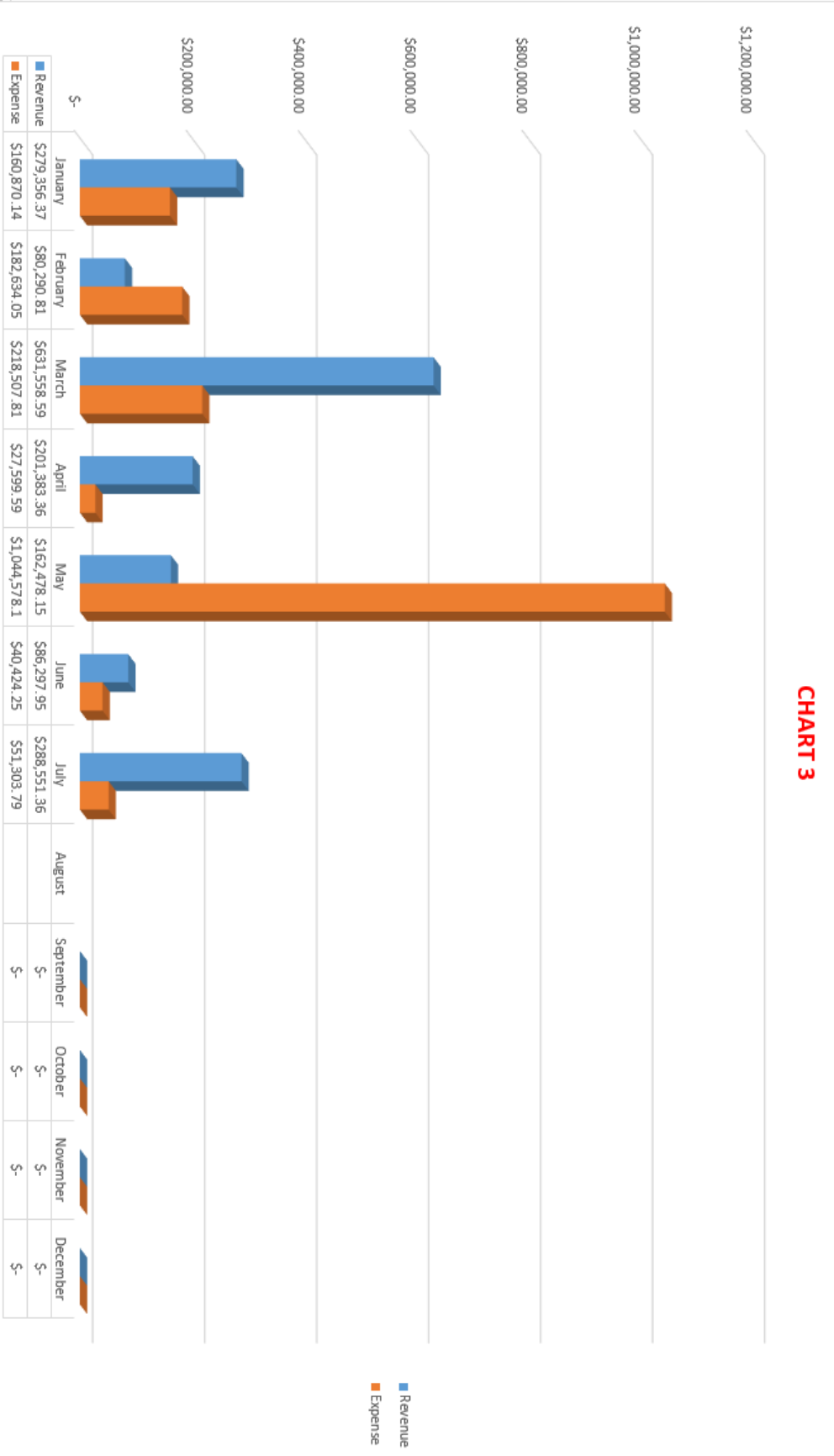
MONTH OF :

JULY

CHART 2

Fund Number	Fund name	Beginning Cash Balance	YTD Revenue Per Budget Performance	YTD Expense Per Budget Performance	Ending Cash Balance	YTD Cash Per Cash Position Report	Difference	Percentage Increase/Decrease
6002	Board of Health	\$ 1,320,485.79	\$ 676,340.51	\$ 598,320.65	\$ 1,398,505.65	\$ 1,398,505.65	\$ -	5.91%
6004	Trailer Park	\$ 15,776.25	\$ 4,252.50	\$ 1,100.00	\$ 18,928.75	\$ 18,928.75	\$ -	19.98%
6005	Food Service	\$ 297,963.06	\$ 255,248.14	\$ 15,190.71	\$ 538,020.49	\$ 538,020.49	\$ -	80.57%
6008	Infectious Waste/ Solid Waste	\$ 105,443.93	\$ 15,750.00	\$ 136.87	\$ 121,057.06	\$ 121,057.06	\$ -	14.81%
6011	Private Water Systems	\$ 77,461.13	\$ 43,070.00	\$ 38,927.29	\$ 81,603.84	\$ 81,603.84	\$ -	5.35%
6018	Swimming Pools	\$ 34,132.40	\$ 11,786.25	\$ 120.44	\$ 45,798.21	\$ 45,798.21	\$ -	34.18%
6019	Not Used	\$ -	\$ -	\$ -	\$ -	\$ -	\$ -	-
6021	Public Health Infrastructure	\$ 541,376.44	\$ 66,280.00	\$ 3,643.00	\$ 604,013.44	\$ 604,013.44	\$ -	11.57%
6023	Sewage Treatment Systems	\$ 1,209,695.49	\$ 181,234.25	\$ 1,001,330.69	\$ 389,599.05	\$ 389,599.05	\$ -	-67.79%
6024	Not Used	\$ -	\$ -	\$ -	\$ -	\$ -	\$ -	-
6025	Immunization Action Plan	\$ 28,520.03	\$ -	\$ 1,339.79	\$ 27,180.24	\$ 27,180.24	\$ -	-4.70%
6026	Women, Infants, and Children	\$ -	\$ -	\$ -	\$ -	\$ -	\$ -	-
6027	Child & Family Health Services	\$ -	\$ -	\$ -	\$ -	\$ -	\$ -	-
6030	Emergency Response Fund	\$ 25,000.00	\$ -	\$ -	\$ 25,000.00	\$ 25,000.00	\$ -	-
6036	Environmental Health Assistance	\$ 51,276.89	\$ 33,752.07	\$ 14,500.00	\$ 70,528.96	\$ 70,528.96	\$ -	37.55%
6037	For Sale of Property	\$ 218,533.08	\$ 180,200.50	\$ 50,486.32	\$ 348,247.26	\$ 348,247.26	\$ -	59.36%
6038	Not Used	\$ -	\$ -	\$ -	\$ -	\$ -	\$ -	-
6039	Alcohol, Tobacco & Other Drugs	\$ 52,879.66	\$ -	\$ -	\$ 52,879.66	\$ 52,879.66	\$ -	0.00%
6040	Injury Prevention	\$ 81,737.58	\$ 24,641.10	\$ -	\$ 106,378.68	\$ 106,378.68	\$ -	30.15%
6041	Workforce Development	\$ 65,156.08	\$ 235,973.22	\$ -	\$ 301,129.30	\$ 301,129.30	\$ -	362.17%
6042	Population Health Fund	\$ 174,625.85	\$ 1,388.05	\$ 822.00	\$ 175,191.90	\$ 175,191.90	\$ -	0.32%
Total		\$ 4,300,063.66	\$ 1,729,916.59	\$ 1,725,917.76	\$ 4,304,062.49	\$ 4,304,062.49	\$ -	-
			\$ 1,729,916.59	\$ 1,725,917.76	Check Figure	\$ 3,998.83		

CHART 3



Adam Litke provided the following highlights:

- *No report.*

Discussion:

Dr. Mark Rood asked for an update on the methane issue. Adam Litke said he talked to the Ohio Environmental Protection Agency (OEPA). The OEPA is aware that there is a methane vein present in the aquifer in the Parkman area and naturally occurring formations like methane are issues that needed to be handled by the homeowner.

4.04

Health Commissioner's Report

4.04.01

U.S. E-Cigarette Regulations - 50 State Review

This snapshot, from the Public Health Law Center, of U.S. e-cigarette regulations is based on a survey of current state statutes in the 50 states, Washington, D.C., and five U.S. territories in the following areas: definition of “tobacco product,” taxation, product packaging, youth access/other retail restrictions, licensure, and smoke-free air legislation. Click [here](#) for the full report.

4.04.02

Half of U.S. Cancer Deaths Linked to Modifiable Risk Factors - from the American Cancer Society

About half of U.S. cancer deaths in 2019 were linked to modifiable risk factors, according to a new study. According to the American Cancer Society study, four in 10 cancer cases and about half of cancer deaths among U.S. adults 30 years old and older were linked to factors such as smoking, drinking, poor diet and not getting vaccinated.

Researchers at the American Cancer Society used data from the U.S. Centers for Disease Control and Prevention (CDC) and the National Cancer Institute's Surveillance, Epidemiology and End Results Program to determine the nation's cancer rate and deaths in 2019.

Cigarette smoking was the most common behavioral risk factor, contributing to 20% of all cancer cases and 30% of all cancer deaths, according to the study.

4.04.03

Ohio Project DAWN Update

At a recent meeting of the Recovery Ohio Advisory Board, Dr. Mary DiOrion shared a brief Project DAWN (Deaths Avoided with Naloxone) update, including mid-year statistics regarding the distribution and use of naloxone kits:

- Rule 3701-3-16 requiring emergency department (ED) reporting of non-fatal overdoses, took effect April 8, 2024.
- Naloxone.ohio.gov has been enhanced and is now using one contractor to fill naloxone and fentanyl test strip orders.
- 2024 numbers from Project DAWN so far:
 - 139,749 naloxone kits distributed
 - 7,580 overdoses reversed
 - 52,789 trained

4.04.04

New Resources Make the Case for Public Health Investment - from DeBeaumont Foundation and NACo

The de Beaumont Foundation collaborated with the National Association of Counties (NACo) to publish a set of fact sheets that use data and practical examples to make the case for public health investment, enabling county leaders to build a legacy of health in their communities.

<https://www.naco.org/resource/building-legacy-health-transforming-health-and-wellbeing-our-communities>

4.04.05

HPIO Issues Quarterly Summary of Health Value Resources

The resources below, organized by the domains in Health Policy Institute of Ohio's (HPIO's) Health Value Dashboard, can be used to help improve health value in Ohio.

<https://www.healthpolicyohio.org/our-work/publications/2024-health-value-dashboard>

Population health and healthcare spending

- 2024 Health Value Dashboard data brief: What's Driving the Trend on Early Death? — HPIO
- 2024 State Scorecard on Women's Health and Reproductive Care — Commonwealth Fund
- To Transparency and Beyond: Snapshots of States Using Cost Growth Targets to Improve Health Care Affordability — Milbank Memorial Fund

Social and economic environment

- Taking Action to Prevent Adverse Childhood Experiences (ACEs) in Ohio — HPIO
- Criminal Justice and Health: Social Drivers of Violent Crime — HPIO
- The Science of Gun Policy: A Critical Synthesis of Research Evidence on the Effects of Gun Policies in the United States, Fourth Edition — RAND Corporation

Physical environment

- Building Resilience: How Recent Federal Policy is Laying the Groundwork for Improved Climate Adaptation – Trust for America’s Health
- Emergency Department Visits for Pedestrians Injured in Motor Vehicle Traffic Crashes — United States, January 2021–December 2023 – Centers for Disease Control and Prevention
- Housing America’s Older Adults – Joint Center for Housing Studies, Harvard University
- Extreme Heat Resource Hub – American Public Health Association

Access to care

- Unforeseen Health Care Bills and Coverage Denials by Health Insurers in the U.S. — Commonwealth Fund
- Inflation Reduction Act Health Insurance Subsidies: What is Their Impact and What Would Happen if They Expire? — Kaiser Family Foundation
- How States Can Use Tax and Unemployment Filings to Sign People Up for Health Insurance — Commonwealth Fund

Healthcare system

- States Increasingly Use Power Over Commercial Health Insurance to Boost Primary Care Investment — Georgetown University Center on Health Insurance Reforms
- The Health of US Primary Care: 2024 Scorecard Report — No One Can See You Now – – Milbank Memorial Fund
- How States Can Support Coordination Between 988 and 911 Systems — Pew Charitable Trust

Public health and prevention

- Ready or Not 2024: Protecting the Public’s Health from Diseases, Disasters, and Bioterrorism — Trust for America’s Health
- Avian Influenza: Supporting A Robust Public Health Response From The Ground Up — Health Affairs
- New Data Exchange Network Shows Potential to Strengthen Public Health — Pew Charitable Trust

Health equity

- Ending Unequal Treatment: Strategies to Achieve Equitable Health Care and Optimal Health for All — National Academies of Sciences, Engineering, and Medicine
- Medicaid Efforts to Address Racial Health Disparities — Kaiser Family Foundation
- Foundations of Health Equity Training Plan — Centers for Disease Control and Prevention

4.04.06

MMWR 8/1/2024 Synopsis

- Based upon serologic survey data and modeling estimates, the country of Georgia, as of 2024, has had 89% of the adult population screened for hepatitis C, with 83% of those with a current chronic infection diagnosed, and 86% of those having begun treatment. From 2015 to 2023, birth dose and 3 infant doses of hepatitis B vaccine coverage exceeded 90% most years. In 2021, hepatitis B surface antigen prevalence was 0.03% among children and adolescents aged 5-17 years, and 2.7% among adults.
- Blood lead testing of a 4-year-old child in New York City in 2012 led to the discovery of blood lead levels above the CDC blood lead reference value of 3.5 µg/dL in the child as well as four other family members over a period of 11 years, including the child's mother and three younger siblings born during 2012–2016. The only potential source of lead exposure identified for all cases was the use of surma, a traditional eye cosmetic, which was found to contain 390,000 ppm lead.
- From August 2022 to July 2023, medetomidine (a veterinary anesthetic and emerging adulterant in illicit drugs) was detected through comprehensive toxicologic testing in five patients in Missouri, Colorado, and Pennsylvania evaluated in emergency departments for suspected opioid overdoses. All patients received naloxone, though only 2 received naloxone kits at discharge. Only one was referred for addiction treatment.
- Per National Center for Health Statistics, National Post-Acute and Long-Term Care Study data, in 2022, 46% of U.S. adult day services centers used any telehealth tools. (About 55% in the Northeast and West, and about 33% in the Midwest and South.)
- A CDC assessment of 2022 National Health Interview Survey data revealed that 67.7% of the 28.8 million U.S. adults who smoked wanted to quit, and 53.3% made an attempt to quit, while only 8.8% quit smoking. Of those who saw a health professional in the past year, 50.5% received advice and 49.2% received assistance to quit smoking from them. Just 38.3% of those trying to quit used treatment such as counseling or medication. Menthol cigarette smokers had higher interest and attempts to quit compared to non-menthol cigarette smokers, but lower use of treatment and similar low quit success.
- An analysis of 2017-2022 medical toxicology consultation data from one Western Region hospital found a total of 352 cases suspected to involve counterfeit M-30 oxycodone pills, including 143 (40.6%) cases of fentanyl exposure and 209 (59.4%) cases of acute withdrawal. Consultations increased from 3 in 2017 to 209 in 2022. 67.4% of fentanyl exposure patients were aged 15-34 years, with 81.1% hospitalized and 69% of them admitted to intensive care. 91.6% of exposures also had additional substances detected.
- Mother-to-child transmission of Hepatitis B is the leading cause of infection, though it is preventable with vaccination. By 2012, all 51 countries in the Americas provided birth-dose vaccination nationwide, and by 2021, 34 (67%) provided the recommended 2-3 additional doses in infancy, nationwide. Modeling estimates that the goal of ≤0.1%

hepatitis B surface antigen seroprevalence in children has been achieved in 14 (28%) of countries. Birth dose coverage had declined by 10% or more in 37% of countries from 2012 to 2022.

- Following a March 2024 detection of H5N1 avian flu in cows in Michigan, by June 17, 2024; a total of 102 dairy farms in 12 states, 24 commercial poultry flocks in 5 states, and multiple backyard flocks tested positive for H5N1. Michigan monitoring of 1,288 exposed people led to 52 being tested and 2 dairy workers receiving positive test results (making them the 2nd and 3rd confirmed cases of human H5N1 infection in 2024).
- Per the World Health Organization (WHO) and United Nations Children's Fund (UNICEF) review of vaccine coverage survey data, administrative data, and facility reports, by December 2022, 47 (80%) of 59 priority countries had achieved neonatal tetanus elimination. Among 50 countries reporting pregnant women receiving 2 or more doses of tetanus vaccine, 16 (32%) had coverage of 80% or greater. 55% reported that 70% or more of births were assisted by skilled birth attendants. Neonatal tetanus cases worldwide decreased 89% from 17,935 in 2000 to 1,995 in 2021. Deaths decreased 84% from 46,898 to 7,719. However, due to Covid-19 pandemic complications, neonatal tetanus cases have increased since 2020 in 18 (31%) of priority countries.
- In 2023, routine lead testing in North Carolina identified 4 asymptomatic cases of children with elevated blood lead levels, traced to WanaBana brand apple cinnamon fruit puree pouches found to contain lead (in the cinnamon obtained from Ecuador.) An expanded nationwide investigation discovered 519 cases linked to these pouches. The Food and Drug Administration (FDA) issued a public health advisory, and 2 days later the manufacturer issued a voluntary recall.
- Beginning in late 2023, Charlottesville, VA, had 5 people hospitalized after consuming psychedelic or cognitive-enhancing gummies labeled to contain the legal Amanita muscaria mushroom. Testing of the products found them to contain unlabeled psilocybin or psilocin, both of which are Drug Enforcement Administration (DEA) schedule I substances that are potentially toxic and not currently legal in Virginia, where they were sold.
- Per National Center for Health Statistics, National Health Interview Survey data, in 2022, 16.2% of adults walked for transportation and 58.7% walked for leisure in the past week. Urban residents were much more likely to walk for transportation, and slightly more likely to walk for leisure, compared to rural residents.
- Per review of Foodborne Diseases Active Surveillance Network (FoodNet) data, compared with incidences during 2016-2018 baseline data, in 2023, incidences of campylobacteriosis, Shiga toxin-producing E. coli infection, yersiniosis, vibriosis, and cyclosporiasis increased, whereas those of listeriosis, salmonellosis, and shigellosis remained stable. The incidence and percentage of infections diagnosed by culture-independent diagnostic tests (CIDTs) continued to increase, and the percentage of cases

that yielded an isolate decreased. The report suggests that there may not be an actual increase in cases, but rather just an increase in diagnoses due to enhanced detection by CIDTs.

- Per data collected from the Addiction Severity Index-Multimedia Version clinical assessment tool, from July 2022 to September 2023, among 43,947 adults evaluated for substance use treatment, 6,415 (14.6%) reported illegally manufactured fentanyl (IMF) or heroin as their primary lifetime problem, with 5,344 (12.2%) reporting use within the past month. Of these, 817 (12.7%) reported ever using xylazine (a nonopioid sedative), with 443 (8.3%) using xylazine within the past month. Those who'd used xylazine reported an average of 2 past overdoses from any drug, compared to 1 average overdose among those who'd not used xylazine. Those who reported xylazine use also reported higher percentages of other recent substance use.
- Per National Center for Health Statistics, National Vital Statistics System, Mortality Data, the age-adjusted death rate among adults aged ≥ 65 years declined from 6,717.6 per 100,000 standard population in 1970 to 4,073.8 in 2019. Death rates increased in 2020 and 2021 but then declined to 4,470.0 in 2022. Rates remained consistently higher for males compared to females.

4.04.07

Partnership for a Healthy Geauga



PHAB: Public Health Accreditation Board

- ▶ Set of standards for health department services and performance
- ▶ PHAB formed in 2007; launched PHAB Standards & Measures 1.0 in 2011
- ▶ Geauga Public Health submitted initial application for accreditation 6/27/2017, which was approved 3/29/2018
- ▶ Documentation submission completed 1/16/2020
- ▶ Initial Accreditation achieved 8/24/2021
 - ▶ Will expire 9/20/2026
 - ▶ Will need to apply for reaccreditation prior to that date



Public Health Accreditation continued

- ▶ PHAB issued new/updated 2022 version of Standards & Measures for Initial and Reaccreditation in 2022
 - ▶ 2026 Geauga Public Health Reaccreditation will follow these
- ▶ Major important components of accreditation include community engagement and collaboration, and community health assessment and improvement.
- ▶ PHAB requires a CHA and CHIP to be completed every 5 years, but like many HDs, Geauga Public Health aligns with the local hospital (UH Geauga Medical Center) to enhance collaboration and capacity to complete ours every 3 years to match hospital accreditation requirements



Community Health (Needs) Assessment and Community Health Improvement Plan

- ▶ The CHA (or CHNA) tells the community story and provides the foundation for improving the health of the population. It is the basis for priority setting, planning, program development, policy changes, coordination of community resources, funding applications, and new ways to collaboratively use community assets to improve the health of the population.
- ▶ The CHIP is the plan that results from the CHA and outlines the priorities and actions necessary to address the identified and prioritized health needs of the community.

Community Health (Needs) Assessment and Community Health Improvement Plan

- ▶ Geauga Public Health and UH Geauga Medical Center partnered for the first joint CHNA completed in 2019 and the resulting 2020-2022 CHIP, and then again for the 2022 CHNA and resulting current 2023-2025 CHIP.
 - ▶ It is now time to develop the 2025 CHNA, and we will be using the new MAPP 2.0 process
- ▶ PHAB does not require a specific framework or approach toward completing a CHNA and CHIP, but recognizes MAPP as an evidence-based process, (which is the one most communities use.)

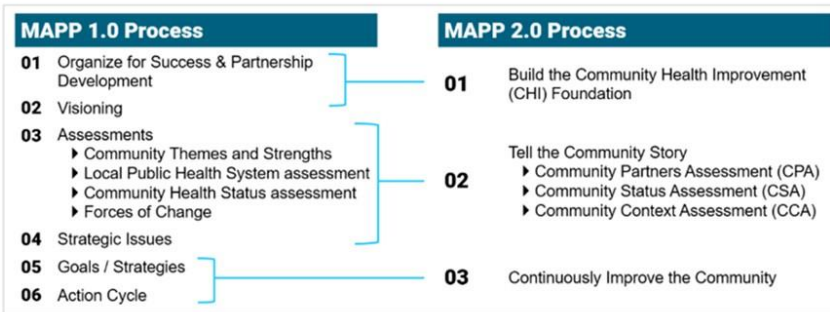


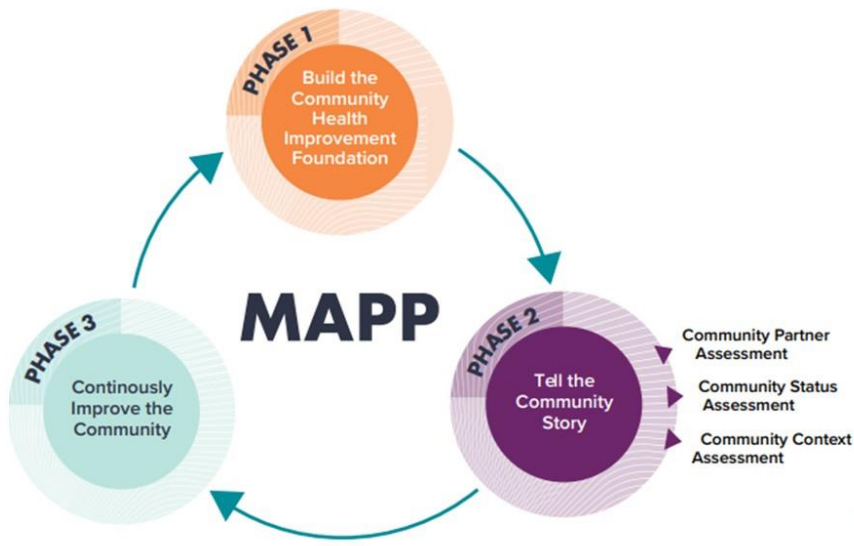
What is MAPP?

- ▶ MAPP stands for “Mobilizing for Action through Planning and Partnerships”
- ▶ Developed by the National Association of County and City Health Officials (NACCHO) in 2001
 - ▶ MAPP 2.0 was launched in 2023
- ▶ A community-driven, multi-sector strategic planning process that helps communities assess their public health needs and resources, prioritize health issues, and develop strategies to improve the health and well-being of their populations
- ▶ The goal of MAPP is to achieve health equity, by ensuring conditions that support opportunities for optimal health for all people

MAPP 2.0

- ▶ Updates the process with increased emphasis on:
 - ▶ The importance of community engagement
 - ▶ Data-driven assessments
 - ▶ A focus on health equity
- ▶ Streamlined from 6 to 3 phases and from 4 to 3 new and revised assessment tools





MAPP 2.0 PHASE 1

Build the Community Health Improvement Foundation

- ▶ Sets the stage for the rest of MAPP by building commitment and ownership among a wide variety of participants
 - ▶ Stakeholder and Power Analysis
 - ▶ Starting Point Assessment
 - ▶ Identify members for Steering Committee and subgroups, and formalize structure
 - ▶ Cultivate a shared Mission and Vision
- ▶ Partners:
 - ▶ 2023-2025 CHIP includes: behavioral health, housing, parks and recreations, and those serving older adult populations, veterans, and individuals with disabilities.
 - ▶ MAPP considers: elected officials, specialist organizations, businesses, health insurance, healthcare providers, education, philanthropy, public safety, vulnerable populations such as Hispanics, Blacks, LGBTQ+, and others.



MAPP 2.0 PHASE 2

Tell the Community Story

- ▶ This is the phase that results in a comprehensive CHNA
- ▶ Will identify top health priorities, inequities, and their root causes
- ▶ Consists of 3 Assessments (with the Forces of Change Assessment from MAPP 1.0 integrated across all 3):
 - ▶ **Community Partners Assessment**
 - ▶ **Community Status Assessment**
 - ▶ **Community Context Assessment**

Community Partners Assessment

- ▶ Replaces the Local Public Health System Assessment from MAPP 1.0
- ▶ Partners critically look at their own individual systems, processes, and capacities
- ▶ Partners review their collective network capacity to address health inequities
- ▶ Used to identify current and future actions to address health inequity at individual, systemic, and structural levels.

Community Status Assessment

- ▶ Collects quantitative data on the community status: demographics, health status, and health inequities.
- ▶ Helps move “upstream” and identify inequities beyond health behaviors and outcomes, including their association with social determinants of health (SDOH) and systems of power, privilege, and oppression.
- ▶ Reveals data gaps, as well as issues and inequities that need to be further explored.



Community Context Assessment

- ▶ A qualitative tool to assess and collect data through 3 domains:
 - ▶ Community strengths and assets
 - ▶ Built environment
 - ▶ Forces of change
- ▶ Collects the unique insights, expertise, views, values, cultures, and priorities of people and communities with lived experience affected by and experiencing inequities from social systems to improve the functioning and impact of those systems.

- ▶ Surveys
- ▶ Interviews
- ▶ Focus Groups



MAPP 2.0 PHASE 3

Continuously Improve the Community

- ▶ This is the phase that results in the Community Health Improvement Plan (CHIP)
 - ▶ Strategically align partners with priority issues
 - ▶ Power Analysis to address inequities
 - ▶ Develop shared measures to track activities
 - ▶ Continuous quality improvement



Here **WE** Go!

With the right, engaged, energetic and dedicated partners at the table...

And by following this process of proper, thorough assessment and planning...

- ▶ We will work together toward a healthier and more equitable **Geauga County!**



QUESTIONS?



Ron H. Graham provided the following highlights:

- *Regarding the data project: originally thought to be only through Lake County in the first year, we are working with University Hospitals to include all seven service areas.*

Discussion:

Dr. Mark Hendrickson said he was not aware of the correlation between not being vaccinated and cancer development (Section 4.04.02 of the Health Commissioner’s report). Ron Graham said the volume of data is changing the landscape, but more information can be provided. Dr. Mark Rood gave the example of how the human papillomavirus (HPV) vaccine protects against certain cancers.

5.0

Old Business

5.01

Geauga County Administration Building Rent and Space Discussion

No update.

5.02

Housing Code Discussion

Adam Litke said an additional inspector would need to be hired to investigate housing violations, but the funding is not available. Ron Graham stated this is not a typical program for health departments to operate.

Ashley Jones agreed and stated that, although GPH wants everyone to be safe and healthy, she doesn’t want to infringe on the rights of the residents.

5.03

Resolution to Increase Certain Fees, Food Service Program, Second Reading

Dr. Mark Rood moved and Dr. Mark Hendrickson seconded a motion to hear the second reading of the following resolution concerning the increase of certain food service and food establishment fees; motion carried.

Based upon the staff recommendations, it is recommended that the Board of Health hear the second reading of the following resolution concerning certain Food Service and Food Establishment program fees. When adopted, the fee changes will become effective approximately December 1, 2024. The proposed changes are included in the fee rules following the resolution below:

**RESOLUTION
OF THE
GEAUGA PUBLIC HEALTH BOARD OF HEALTH
INCREASING CERTAIN FEES**

WHEREAS, the Ohio Revised Code, Section 3717.07, permits the Board of Health to establish by Rule a uniform system of fees to pay the cost of any service provided by the Board of Health for which no fee is prescribed by law; and

WHEREAS, it has been determined by the Board of Health through a program cost analysis that the fees for certain services are not generating revenues to pay the cost of providing those services; and

WHEREAS, the Board of Geauga Public Health is determined to provide quality Public Health services to Geauga County residents in a cost effective manner.

NOW THEREFORE BE IT RESOLVED

That, for the purpose of preserving and promoting the Public Health and Welfare, the foregoing regulations are hereby amended/enacted as follows:

LICENSE CATEGORY	Current Local Fee (\$)	Proposed Local Fee (\$)
Commercial Risk Category 1, <25,000ft ²	244.00	226.00
Commercial Risk Category 2, <25,000ft ²	278.00	254.00
Commercial Risk Category 3, <25,000ft ²	546.00	496.00
Commercial Risk Category 4, <25,000ft ²	698.00	632.00
Commercial Risk Category 1, >25,000ft ²	360.00	330.00
Commercial Risk Category 2, >25,000ft ²	380.00	348.00
Commercial Risk Category 3, >25,000ft ²	1394.00	1256.00
Commercial Risk Category 4, >25,000ft ²	1480.00	1332.00

Non-Commercial Risk Category 1, <25,000ft ²	122.00	113.00
Non-Commercial Risk Category 2, <25,000ft ²	138.00	127.00
Non-Commercial Risk Category 3, <25,000ft ²	272.00	248.00
Non-Commercial Risk Category 4, <25,000ft ²	348.00	316.00
Non-Commercial Risk Category 1, >25,000ft ²	180.00	165.00
Non-Commercial Risk Category 2, >25,000ft ²	190.00	174.00
Non-Commercial Risk Category 3, >25,000ft ²	696.00	628.00
Non-Commercial Risk Category 4, >25,000ft ²	740.00	666.00
Vending	6.09	6.27
Mobile	225.00	94.00
Temporary Food	150.00	150.00
Non-Commercial Temporary Food	75.00	75.00

Notes:

- 1) Fees shown above do not include State Certification Fee charge of \$28.00 per commercial license and \$14.00 per non-commercial license for Risk Category 1-4 licenses.
- 2) Non-Commercial Risk Category 1-4 fees are 50% of the corresponding Commercial Risk Category fee.
- 3) Non-Commercial Temporary fees are 50% of the Commercial Temporary fee.
- 4) Late fees are assessed at an additional 25% of the established local license fee

Adopted by the Board of Geauga Public Health on September 25, 2024, to become effective December 1, 2024.

Published _____, 2024,
 _____, 2024

6.0

New Business

6.01

6.01.01

Financial Reports, Resolution 24-08-06-01-01

Carolyn Brakey moved and Dr. Mark Rood seconded a motion to approve the Financial Reports for payment of bills, as listed in the recapitulation sheets attached to these minutes; motion carried.

Discussion:

Carolyn Brakey asked what giveaways were purchased. Adam Litke said it includes the raccoon stress relievers. Other giveaways include candy for the fair and Trunk or Treat.

Carolyn Brakey asked for information on the training funds. Adam Litke said Workforce Development grant dollars were received specifically for training. It was used for professional speakers and training software.

6.01.02

Permission to Approve Appropriations for Increase/Decrease

Dr. Mark Hendrickson moved and Carolyn Brakey seconded a motion to approve supplemental Appropriations for Increase/Decrease as presented; motion carried.

Adam Litke said that when Lake County General Health District bills Geauga Public Health, the money is taken from the general fund. The appropriations are needed to transfer the money from the other funds to the general fund.

6.02

Permission to Change the Date of the October Board of Health Meeting

Dr. Mark Hendrickson moved and Carolyn Brakey seconded a motion to change the date of the Board of Health meeting in October from October 23, 2024, to October 30, 2024, due to a community event. The time of the meeting will remain at 5:00 p.m.; motion carried.

7.0

Citizens' Remarks

Dr. Mark Hendrickson outlined the process and policies for providing public comment. Those who would like to comment but not attend the meeting are invited to email info@geaugacountyhealth.org and their comments will be forwarded to the Board.

There were no citizens' remarks.

8.0

Executive Session

Dr. Mark Hendrickson moved and Dr. Mark Rood seconded a motion to enter into Executive Session to discuss matters of pending litigation in accordance with Section 121.22 of the Ohio Revised Code.

A roll call vote was taken and all members voted in favor of entering into Executive Session. The Executive Session convened at 5:22 p.m. The regular portion of the meeting reconvened at approximately 5:25 p.m.

9.0

Adjournment


With no further business, the meeting was adjourned at 5:25 p.m.

Secretary

President

BOARD OF HEALTH
GEAUGA PUBLIC HEALTH
August 28, 2024

The Board of the Geauga Public Health met this day, August 28, 2024,
in a regularly scheduled meeting with the following members present:



Candy Brakey
Mehsin Borden



Ashley M. Jones

Carolyn Brakey presented the following resolution and named its adoption.

RESOLUTION TO: APPROVE CURRENT BILLS FOR PAYMENT

WHEREAS, the Board of the Geauga Public Health hereby finds and determines that all formal actions relative to the adoption of this resolution were taken in an open meeting of this Board of Health, and that all the deliberations of this Board of Health and of its committees, if any, which resulted in formal actions, were taken in meetings open to the public, in full compliance with applicable legal requirements, including Section 121.22 of the Revised Code, and

WHEREAS, the Board of Health, by this resolution, approves the payment of current bills as indicated on the attached recapitulation sheets.

BE IT RESOLVED by the Board of Health in and for the Geauga Public Health, that as evidenced by the Certification of Funds signed by the Geauga County Auditor, the Health Commissioner is hereby authorized to forward a certified copy of this resolution and attached recapitulation sheets to the Geauga County Auditor for payment of current bills during the fiscal year ending December 31, 2024.

Dr. Mark Rood seconded the resolution and the vote being called upon its adoption, the vote resulted as follows:

"AYES" 5


"NAYS" 0

CLERK'S CERTIFICATION

I, Adam Litke, Administrator of the Board of Health do hereby certify that this is a true and accurate copy of a resolution adopted by the said Board on August 28, 2024.

Witness my hand this 28th day of August 2024.

Administrator, Board of Health





Accounts Payable Invoice Report

Payment Date Range 07/01/24 - 07/31/24
 Report By Vendor - Invoice
 Summary Listing

Invoice Number	Invoice Description	Status	Held Reason	Invoice Date	Due Date	G/L Date	Received Date	Payment Date	Invoice Net Amount
Vendor 15895 - LENNARD BEGAN 11292023	FSOP Refunds	Paid by Check #1161911	Vendor 15895 - LENNARD BEGAN Totals	07/03/2024	07/03/2024	07/10/2024	Invoices	07/10/2024	155.00
									\$155.00
Vendor 8314 - CENTERRA CO-OP 1077879-6	Food Service travel Centerra	Paid by Check #1162327		07/10/2024	07/10/2024	07/17/2024		07/17/2024	108.14
1077879-6b	FSOP travel centerra	Paid by Check #1162328	Vendor 8314 - CENTERRA CO-OP Totals	07/10/2024	07/10/2024	07/17/2024	Invoices	07/17/2024	241.75
									\$349.89
Vendor 724 - CHARDON OIL CO INC 8808436	BOH Travel Chardon Oil	Paid by Check #1162308		07/10/2024	07/10/2024	07/17/2024		07/17/2024	29.54
8808436a	Food Service - travel - gasoline	Paid by Check #1162309		07/10/2024	07/10/2024	07/17/2024		07/17/2024	83.58
8808436b	sewage travel chardon oil	Paid by Check #1162310		07/10/2024	07/10/2024	07/17/2024		07/17/2024	254.34
8808436c	Sewage - Travel - gasoline	Paid by Check #1162311		07/10/2024	07/10/2024	07/17/2024		07/17/2024	319.68
			Vendor 724 - CHARDON OIL CO INC Totals				Invoices		\$687.14
Vendor 56273 - CHARDON STORAGE LLC 5203	Public Health Infrastructure - Other	Paid by Check #1161940		07/03/2024	07/03/2024	07/10/2024		07/10/2024	150.00
			Vendor 56273 - CHARDON STORAGE LLC Totals				Invoices		\$150.00
Vendor 14430 - DEX IMAGING LLC 10612654	Blanket - Materials and Supplies BOH	Paid by Check #1161550		06/26/2024	06/26/2024	07/03/2024		07/03/2024	215.90
11099820	Blanket - Materials and Supplies BOH	Paid by Check #1161551		06/26/2024	06/26/2024	07/03/2024		07/03/2024	269.04
AR11588836	Blanket - Materials and Supplies BOH	Paid by Check #1162332		07/10/2024	07/10/2024	07/17/2024		07/17/2024	304.49
			Vendor 14430 - DEX IMAGING LLC Totals				Invoices		\$789.43
Vendor 15893 - ELEMENT 41 06062024	FSOP Refunds	Paid by Check #1161909	Vendor 15893 - ELEMENT 41 Totals	07/03/2024	07/03/2024	07/10/2024		07/10/2024	50.00
							Invoices		\$50.00
Vendor 13102 - GEauga COUNTY DEPT. OF WATER RESOURCES 1000000385002	Water testing	Paid by Check #1161901		07/03/2024	07/03/2024	07/10/2024		07/10/2024	385.00
1000022765001	Water testing	Paid by Check #1161901		07/03/2024	07/03/2024	07/10/2024		07/10/2024	8,880.00
			Vendor 13102 - GEAGA COUNTY DEPT. OF WATER RESOURCES Totals				Invoices		\$9,265.00
Vendor 16987 - GEAGA COUNTY SHERIFF 2024-00002284	sewage travel blanket	Paid by Check #1162336	Vendor 16987 - GEAGA COUNTY SHERIFF Totals	07/10/2024	07/10/2024	07/17/2024		07/17/2024	73.74
							Invoices		\$73.74
Vendor 2504 - KEY MANEUVERS INC 48177	sewage material & supplies blanket	Paid by Check #1161542	Vendor 2504 - KEY MANEUVERS INC Totals	06/26/2024	06/26/2024	07/03/2024		07/03/2024	259.71
							Invoices		\$259.71
Vendor 42733 - KT'S CUSTOM LOGOS 46786	BOH Other - Giveaways	Paid by Check #1161564		06/26/2024	06/26/2024	07/03/2024		07/03/2024	1,237.98



Accounts Payable Invoice Report

Payment Date Range 07/01/24 - 07/31/24

Report By Vendor - Invoice

Summary Listing

Vendor	Vendor	Vendor	Vendor	Invoices	Invoices	Invoices	Invoices	Total
Vendor 15879 - DAVID MILLS 04232024	FSOP Refunds	Paid by Check #1161556	Vendor 42733 - KT'S CUSTOM LOGOS Totals	07/03/2024	07/03/2024	07/03/2024	07/03/2024	\$1,237.98
Vendor 15878 - NICHOLAS NIRO 04262024	FSOP Refunds	Paid by Check #1161555	Vendor 15879 - DAVID MILLS Totals	07/03/2024	07/03/2024	07/03/2024	07/03/2024	\$155.00
Vendor 17180 - OHIO DIVISION OF REAL ESTATE 063024	BOH - other - Ohio Div. of Real	Paid by Check #1162337	Vendor 15878 - NICHOLAS NIRO Totals	07/17/2024	07/17/2024	07/17/2024	07/17/2024	\$90.00
Vendor 15852 - PRISM INTERNATIONAL INC 2024-9345	6002 Board of Health Fund - Training	Paid by Check #1162334	Vendor 17180 - OHIO DIVISION OF REAL ESTATE Totals	07/17/2024	07/17/2024	07/17/2024	07/17/2024	\$105.00
Vendor 7710 - PUBLIC HEALTH ACCREDITATION BOARD 42880	BOH - Other:Other - Accreditation	Paid by Check #1161545	Vendor 15852 - PRISM INTERNATIONAL INC Totals	07/03/2024	07/03/2024	07/03/2024	07/03/2024	\$10,000.00
Vendor 46842 - SANOFI PASTEUR INC 7141040491	IAP/GVO materials & supplies Sanofi	Paid by Check #1161930	Vendor 7710 - PUBLIC HEALTH ACCREDITATION BOARD Totals	07/03/2024	07/03/2024	07/03/2024	07/03/2024	\$5,600.00
Vendor 15687 - RUTHAN SPEHAR 04122024	FSOP Refunds	Paid by Check #1161554	Vendor 46842 - SANOFI PASTEUR INC Totals	07/10/2024	07/10/2024	07/10/2024	07/10/2024	\$5,600.00
Vendor 27248 - STAPLES INC DBA QUILL LLC 2430091	BOH materials & supplies	Paid by Check #1162340	Vendor 15687 - RUTHAN SPEHAR Totals	07/03/2024	07/03/2024	07/03/2024	07/03/2024	421.10
Vendor 31282 - SUNRISE SPRINGS WATER CO 370936	BOH - materials and supplies - water	Paid by Check #1161559	Vendor 27248 - STAPLES INC DBA QUILL LLC Totals	07/03/2024	07/03/2024	07/03/2024	07/03/2024	\$193.75
Vendor 15894 - KAREN TAUTGES 02262024	FSOP Refunds	Paid by Check #1161910	Vendor 31282 - SUNRISE SPRINGS WATER CO Totals	07/10/2024	07/10/2024	07/10/2024	07/10/2024	105.95
Vendor 53449 - TREAS OF STATE-OH DEPT OF HLTH mar312024	Food Service Remit to State ODH	Paid by Check #1161937	Vendor 15894 - KAREN TAUTGES Totals	07/03/2024	07/03/2024	07/03/2024	07/03/2024	\$105.95
Vendor 53451 - TREAS OF STATE-OHIO DEPT mar312024a	Food Service - state remittances	Paid by Check #1161938	Vendor 53449 - TREAS OF STATE-OH DEPT OF HLTH Totals	07/03/2024	07/03/2024	07/03/2024	07/03/2024	41.50
Vendor 34331 - VERIZON WIRELESS 9967383678	BOH other - Verizon	Paid by Check #1161920	Vendor 53451 - TREAS OF STATE-OHIO DEPT Totals	07/03/2024	07/03/2024	07/03/2024	07/03/2024	\$41.50



Accounts Payable Invoice Report

Payment Date Range 07/01/24 - 07/31/24

Report By Vendor - Invoice

Summary Listing

Invoice #	Description	Vendor	Invoice Date	Due Date	Amount
9967383678.1	Food Service - other verizon	Paid by Check #1161921	07/03/2024	07/10/2024	99.42
9967383678.2	sewage other verizon	Paid by Check #1161922	07/03/2024	07/10/2024	198.84
Vendor 34331 - VERIZON WIRELESS Totals					3
Grand Totals					32
					\$707.25
					\$42,616.44




GEAUGA COUNTY BOARD OF HEALTH

12611 Ravenwood Dr., Suite 301, Chardon, OH 44024-1071

To: Mr. Ron Leyde, Deputy Auditor

At the August 28, 2024 meeting of the Geauga Public Health Board of Health, The Board adopted the following supplemental revenue and supplemental appropriations:

Fund Name	Fund Num.	Dept.	Sub Depart.	Acct.	Description	Increase	Decrease
Total Increase/Decrease to Revenue						\$0.00	\$0.00
Fund Name	Fund Num.	Dept.	Sub Depart.	Acct.	Description	Increase	Decrease
Swimming Pool	6018	053	00	501	Salaries		\$3,650.00
Swimming Pool	6018	053	00	999	Transfers Out	\$3,650.00	
Total Increase/Decrease to Appropriations						\$3,650.00	\$3,650.00


 Dr. Mark Hendrickson, President Yes
 Vote (yes/no)


 Ashley Jones Yes
 Vote (yes/no)


 Dr. Mark Rood, Pres Pro-Tem Yes
 Vote (yes/no)


 Melissa Bowdren Yes
 Vote (yes/no)


 Carolyn Brakey Yes
 Vote (yes/no)



Public Health
Prevent. Promote. Protect.

Geauga Public Health


GEAUGA COUNTY BOARD OF HEALTH

12611 Ravenwood Dr., Suite 301, Chardon, OH 44024-1071

To: Mr. Ron Leyde, Deputy Auditor


At the August 28, 2024 meeting of the Geauga Public Health Board of Health, The Board adopted the following supplemental revenue and supplemental appropriations:

Fund Name	Fund Num.	Dept.	Sub Depart.	Acct.	Description	Increase	Decrease
Total Increase/Decrease to Revenue						\$0.00	\$0.00
Fund Name	Fund Num.	Dept.	Sub Depart.	Acct.	Description	Increase	Decrease
Environmental Health Assitance	6036	053	00	999	Transfers Out	\$4,500.00	
Total Increase/Decrease to Appropriations						\$4,500.00	\$0.00


Dr. Mark Hendrickson, President YES
Vote (yes/no)


Ashley Jones Yes
Vote (yes/no)


Dr. Mark Rood, Pres Pro-Tem YES
Vote (yes/no)


Melissa Bowdren YES
Vote (yes/no)


Carolyn Brakey yes
Vote (yes/no)




GEAUGA COUNTY BOARD OF HEALTH

12611 Ravenwood Dr., Suite 301, Chardon, OH 44024-1071

To: Mr. Ron Leyde, Deputy Auditor


At the August 28, 2024 meeting of the Geauga Public Health Board of Health, The Board adopted the following supplemental revenue and supplemental appropriations:

Fund Name	Fund Num.	Dept.	Sub Depart.	Acct.	Description	Increase	Decrease
Total Increase/Decrease to Revenue						\$0.00	\$0.00
Fund Name	Fund Num.	Dept.	Sub Depart.	Acct.	Description	Increase	Decrease
Board of Health Fund	6002	053	00	601	Contract Services	\$200,000.00	
Total Increase/Decrease to Appropriations						\$200,000.00	\$0.00


 Dr. Mark Hendrickson, President YES
 Vote (yes/no)


 Ashley Jones YES
 Vote (yes/no)


 Dr. Mark Rood, Pres Pro-Tem YES
 Vote (yes/no)


 Melissa Bowdren yes
 Vote (yes/no)


 Carolyn Brakey yes
 Vote (yes/no)




GEAUGA COUNTY BOARD OF HEALTH

12611 Ravenwood Dr., Suite 301, Chardon, OH 44024-1071

To: Mr. Ron Leyde, Deputy Auditor

At the August 28, 2024 meeting of the Geauga Public Health Board of Health, The Board adopted the following supplemental revenue and supplemental appropriations:

Fund Name	Fund Num.	Dept.	Sub Depart.	Acct.	Description	Increase	Decrease	
						Total Increase/Decrease to Revenue	\$0.00	\$0.00
Fund Name	Fund Num.	Dept.	Sub Depart.	Acct.	Description	Increase	Decrease	
Food Service	6005	053	00	999	Tansfer Out	\$259,337.00		
						Total Increase/Decrease to Appropriations	\$259,337.00	\$0.00


 Dr. Mark Hendrickson, President Vote (yes/no) *yes*


 Dr. Mark Rood, Pres Pro-Tem Vote (yes/no) *yes*


 Carolyn Brakey Vote (yes/no) *yes*


 Ashley Jones Vote (yes/no) *yes*


 Melissa Bowdren Vote (yes/no) *yes*




GEAUGA COUNTY BOARD OF HEALTH


12611 Ravenwood Dr., Suite 301, Chardon, OH 44024-1071

To: Mr. Ron Leyde, Deputy Auditor

At the August 28, 2024 meeting of the Geauga Public Health Board of Health, The Board adopted the following supplemental revenue and supplemental appropriations:

Fund Name	Fund Num.	Dept.	Sub Depart.	Acct.	Description	Increase	Decrease
					Total Increase/Decrease to Revenue	\$0.00	\$0.00
Fund Name	Fund Num.	Dept.	Sub Depart.	Acct.	Description	Increase	Decrease
Infectious Waste/Solid Waste	6008	053	00	999	Transfer Out	\$34,681.00	
					Total Increase/Decrease to Appropriations	\$34,681.00	\$0.00


 Dr. Mark Hendrickson, President yes
 Vote (yes/no)


 Ashley Jones yes
 Vote (yes/no)


 Dr. Mark Rood, Pres Pro-Tem yes
 Vote (yes/no)


 Melissa Bowdren yes
 Vote (yes/no)


 Carolyn Brakey yes
 Vote (yes/no)




GEAUGA COUNTY BOARD OF HEALTH


12611 Ravenwood Dr., Suite 301, Chardon, OH 44024-1071

To: Mr. Ron Leyde, Deputy Auditor

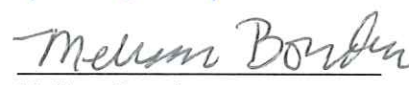
At the August 28, 2024 meeting of the Geauga Public Health Board of Health, The Board adopted the following supplemental revenue and supplemental appropriations:

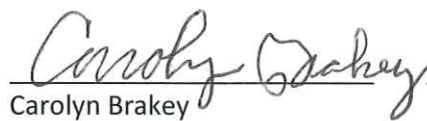
Fund Name	Fund Num.	Dept.	Sub Depart.	Acct.	Description	Increase	Decrease	
						Total Increase/Decrease to Revenue	\$0.00	\$0.00
Fund Name	Fund Num.	Dept.	Sub Depart.	Acct.	Description	Increase	Decrease	
Injury Prevention Fund	6040	053	00	501	Salaries		\$32,361.00	
Injury Prevention Fund	6040	053	00	502	Medicare		\$469.00	
Injury Prevention Fund	6040	053	00	503	Hospitalization		\$4,265.00	
Injury Prevention Fund	6040	053	00	504	OPERS		\$4,530.00	
Injury Prevention Fund	6040	053	00	505	Workers Comp		\$809.00	
Injury Prevention Fund	6040	053	00	901	Other	\$434.00		
Injury Prevention Fund	6040	053	00	999	Transfers Out	\$42,000.00		
						Total Increase/Decrease to Appropriations	\$42,434.00	\$42,434.00


 Dr. Mark Hendrickson, President Yes
 Vote (yes/no)


 Ashley Jones Yes
 Vote (yes/no)


 Dr. Mark Rood, Pres Pro-Tem Yes
 Vote (yes/no)


 Melissa Bowdren Yes
 Vote (yes/no)


 Carolyn Brakey Yes
 Vote (yes/no)




GEAUGA COUNTY BOARD OF HEALTH


12611 Ravenwood Dr., Suite 301, Chardon, OH 44024-1071

To: Mr. Ron Leyde, Deputy Auditor


At the August 28, 2024 meeting of the Geauga Public Health Board of Health, The Board adopted the following supplemental revenue and supplemental appropriations:

Fund Name	Fund Num.	Dept.	Sub Depart.	Acct.	Description	Increase	Decrease
Total Increase/Decrease to Revenue						\$0.00	\$0.00
Fund Name	Fund Num.	Dept.	Sub Depart.	Acct.	Description	Increase	Decrease
Immunization Action Plan	6025	053	00	501	Salaries		\$31,952.00
Immunization Action Plan	6025	053	00	502	Medicare		\$463.00
Immunization Action Plan	6025	053	00	503	Hospitalization		\$8,680.00
Immunization Action Plan	6025	053	00	504	OPERS		\$4,473.00
Immunization Action Plan	6025	053	00	505	Workers Comp		\$798.00
Immunization Action Plan	6025	053	00	701.5302	Materials & Supplies	\$41,366.00	
Immunization Action Plan	6025	053	00	999	Transfers Out	\$5,000.00	
Total Increase/Decrease to Appropriations						\$46,366.00	\$46,366.00


 Dr. Mark Hendrickson, President yes
 Vote (yes/no)


 Ashley Jones yes
 Vote (yes/no)


 Dr. Mark Rood, Pres Pro-Tem yes
 Vote (yes/no)


 Melissa Bowdren yes
 Vote (yes/no)


 Carolyn Brakey yes
 Vote (yes/no)



Public Health
Prevent. Promote. Protect.

Geauga Public Health

GEAUGA COUNTY BOARD OF HEALTH

12611 Ravenwood Dr., Suite 301, Chardon, OH 44024-1071

To: Mr. Ron Leyde, Deputy Auditor

At the August 28, 2024 meeting of the Geauga Public Health Board of Health, The Board adopted the following supplemental revenue and supplemental appropriations:

Fund Name	Fund Num.	Dept.	Sub Depart.	Acct.	Description	Increase	Decrease
Food Service	6005	053	00	430	Licenses	\$135,000.00	
Total Increase/Decrease to Revenue						\$135,000.00	\$0.00

Fund Name	Fund Num.	Dept.	Sub Depart.	Acct.	Description	Increase	Decrease
Total Increase/Decrease to Appropriations						\$0.00	\$0.00


 Dr. Mark Hendrickson, President yes
 Vote (yes/no)


 Ashley Jones yes
 Vote (yes/no)


 Dr. Mark Rood, Pres Pro-Tem yes
 Vote (yes/no)


 Melissa Bowdren yes
 Vote (yes/no)


 Carolyn Brakey yes
 Vote (yes/no)



Public Health
Prevent. Promote. Protect.

Geauga Public Health


GEAUGA COUNTY BOARD OF HEALTH

12611 Ravenwood Dr., Suite 301, Chardon, OH 44024-1071

To: Mr. Ron Leyde, Deputy Auditor


At the August 28, 2024 meeting of the Geauga Public Health Board of Health, The Board adopted the following supplemental revenue and supplemental appropriations:

Fund Name	Fund Num.	Dept.	Sub Depart.	Acct.	Description	Increase	Decrease
Total Increase/Decrease to Revenue						\$0.00	\$0.00
Fund Name	Fund Num.	Dept.	Sub Depart.	Acct.	Description	Increase	Decrease
Alcohol, Tobacco & Other Drugs	6039	053	00	501	Salaries		\$49,629.00
Alcohol, Tobacco & Other Drugs	6039	053	00	502	Medicare		\$719.00
Alcohol, Tobacco & Other Drugs	6039	053	00	503	Hospitalization		\$8,289.00
Alcohol, Tobacco & Other Drugs	6039	053	00	504	OPERS		\$6,948.00
Alcohol, Tobacco & Other Drugs	6039	053	00	505	Workers Comp		\$1,240.00
Alcohol, Tobacco & Other Drugs	6039	053	00	901	Other	\$46,825.00	
Alcohol, Tobacco & Other Drugs	6039	053	00	999	Transfers Out	\$20,000.00	
Total Increase/Decrease to Appropriations						\$66,825.00	\$66,825.00


Dr. Mark Hendrickson, President Yes
Vote (yes/no)


Ashley Jones Yes
Vote (yes/no)


Dr. Mark Rood, Pres Pro-Tem Yes
Vote (yes/no)


Melissa Bowdren Yes
Vote (yes/no)


Carolyn Brakey Yes
Vote (yes/no)




GEAUGA COUNTY BOARD OF HEALTH

12611 Ravenwood Dr., Suite 301, Chardon, OH 44024-1071

To: Mr. Ron Leyde, Deputy Auditor


At the August 28, 2024 meeting of the Geauga Public Health Board of Health, The Board adopted the following supplemental revenue and supplemental appropriations:


Fund Name	Fund Num.	Dept.	Sub Depart.	Acct.	Description	Increase	Decrease
Total Increase/Decrease to Revenue						\$0.00	\$0.00
Fund Name	Fund Num.	Dept.	Sub Depart.	Acct.	Description	Increase	Decrease
Health for Sale of Property	6037	053	00	501	Salaries		\$274,515.00
Health for Sale of Property	6037	053	00	502	Medicare		\$3,980.00
Health for Sale of Property	6037	053	00	503	Hospitalization		\$71,190.00
Health for Sale of Property	6037	053	00	504	OPERS		\$38,432.00
Health for Sale of Property	6037	053	00	505	Workers Comp		\$6,862.00
Health for Sale of Property	6037	053	00	901	Other	\$194,979.00	
Health for Sale of Property	6037	053	00	999	Transfers Out	\$200,000.00	
Total Increase/Decrease to Appropriations						\$394,979.00	\$394,979.00


 Dr. Mark Hendrickson, President yes
 Vote (yes/no)


 Ashley Jones yes
 Vote (yes/no)


 Dr. Mark Rood, Pres Pro-Tem yes
 Vote (yes/no)


 Melissa Bowdren yes
 Vote (yes/no)


 Carolyn Brakey yes
 Vote (yes/no)




GEAUGA COUNTY BOARD OF HEALTH

12611 Ravenwood Dr., Suite 301, Chardon, OH 44024-1071

To: Mr. Ron Leyde, Deputy Auditor

At the August 28, 2024 meeting of the Geauga Public Health Board of Health, The Board adopted the following supplemental revenue and supplemental appropriations:

Fund Name	Fund Num.	Dept.	Sub Depart.	Acct.	Description	Increase	Decrease
Total Increase/Decrease to Revenue						\$0.00	\$0.00
Fund Name	Fund Num.	Dept.	Sub Depart.	Acct.	Description	Increase	Decrease
Food Service	6005	053	00	501	Salaries		\$118,102.00
Food Service	6005	053	00	502	Medicare		\$1,712.00
Food Service	6005	053	00	503	Hospitalization		\$29,363.00
Food Service	6005	053	00	504	OPERS		\$16,534.00
Food Service	6005	053	00	505	Workers Comp		\$2,952.00
Food Service	6005	053	00	999	Transfers Out	\$168,663.00	
Total Increase/Decrease to Appropriations						\$168,663.00	\$168,663.00


 Dr. Mark Hendrickson, President yes
 Vote (yes/no)


 Ashley Jones Yes
 Vote (yes/no)


 Dr. Mark Rood, Pres Pro-Tem yes
 Vote (yes/no)


 Melissa Bowdren Yes
 Vote (yes/no)


 Carolyn Brakey yes
 Vote (yes/no)




GEAUGA COUNTY BOARD OF HEALTH

12611 Ravenwood Dr., Suite 301, Chardon, OH 44024-1071

To: Mr. Ron Leyde, Deputy Auditor

At the August 28, 2024 meeting of the Geauga Public Health Board of Health, The Board adopted the following supplemental revenue and supplemental appropriations:

Fund Name	Fund Num.	Dept.	Sub Depart.	Acct.	Description	Increase	Decrease
Total Increase/Decrease to Revenue						\$0.00	\$0.00
Fund Name	Fund Num.	Dept.	Sub Depart.	Acct.	Description	Increase	Decrease
Infectious Waste/Solid Waste	6008	053	00	501	Salaries		\$9,265.00
Infectious Waste/Solid Waste	6008	053	00	502	Medicare		\$134.00
Infectious Waste/Solid Waste	6008	053	00	503	Hospitalization		\$2,392.00
Infectious Waste/Solid Waste	6008	053	00	504	OPERS		\$1,297.00
Infectious Waste/Solid Waste	6008	053	00	505	Workers Comp		\$231.00
Infectious Waste/Solid Waste	6008	053	00	999	Transfers Out	\$13,319.00	
Total Increase/Decrease to Appropriations						\$13,319.00	\$13,319.00


 Dr. Mark Hendrickson, President YES
 Vote (yes/no)


 Dr. Mark Rood, Pres Pro-Tem YES
 Vote (yes/no)


 Carolyn Brakey yes
 Vote (yes/no)


 Ashley Jones Yes
 Vote (yes/no)


 Melissa Bowdren yes
 Vote (yes/no)



GEAUGA COUNTY BOARD OF HEALTH

12611 Ravenwood Dr., Suite 301, Chardon, OH 44024-1071

To: Mr. Ron Leyde, Deputy Auditor


At the August 28, 2024 meeting of the Geauga Public Health Board of Health, The Board adopted the following supplemental revenue and supplemental appropriations:

Fund Name	Fund Num.	Dept.	Sub Depart.	Acct.	Description	Increase	Decrease
Board of Health	6002	053	00	457	Reimbursements		\$1,146,286.62
Board of Health	6002	053	00	499	Transfers In	\$1,146,286.62	
Total Increase/Decrease to Revenue						\$1,146,286.62	\$1,146,286.62

Fund Name	Fund Num.	Dept.	Sub Depart.	Acct.	Description	Increase	Decrease
Total Increase/Decrease to Appropriations						\$0.00	\$0.00


 Dr. Mark Hendrickson, President yes
 Vote (yes/no)


 Ashley Jones yes
 Vote (yes/no)


 Dr. Mark Rood, Pres Pro-Tem yes
 Vote (yes/no)


 Melissa Bowdren yes
 Vote (yes/no)


 Carolyn Brakey yes
 Vote (yes/no)




GEAUGA COUNTY BOARD OF HEALTH

12611 Ravenwood Dr., Suite 301, Chardon, OH 44024-1071

To: Mr. Ron Leyde, Deputy Auditor

At the August 28, 2024 meeting of the Geauga Public Health Board of Health, The Board adopted the following supplemental revenue and supplemental appropriations:

Fund Name	Fund Num.	Dept.	Sub Depart.	Acct.	Description	Increase	Decrease
Total Increase/Decrease to Revenue						\$0.00	\$0.00
Fund Name	Fund Num.	Dept.	Sub Depart.	Acct.	Description	Increase	Decrease
Public Health Infrastructure	6021	053	00	501	Salaries		\$166,697.00
Public Health Infrastructure	6021	053	00	502	Medicare		\$2,417.00
Public Health Infrastructure	6021	053	00	503	Hospitalization		\$42,384.00
Public Health Infrastructure	6021	053	00	504	OPERS		\$23,337.00
Public Health Infrastructure	6021	053	00	505	Workers Comp		\$4,167.00
Public Health Infrastructure	6021	053	00	901	Other	\$61,002.00	
Public Health Infrastructure	6021	053	00	999	Transfers Out	\$178,000.00	
Total Increase/Decrease to Appropriations						\$239,002.00	\$239,002.00


 Dr. Mark Hendrickson, President yes
 Vote (yes/no)


 Ashley Jones yes
 Vote (yes/no)


 Dr. Mark Rood, Pres Pro-Tem yes
 Vote (yes/no)


 Melissa Bowdren yes
 Vote (yes/no)


 Carolyn Brakey yes
 Vote (yes/no)



GEAUGA COUNTY BOARD OF HEALTH

12611 Ravenwood Dr., Suite 301, Chardon, OH 44024-1071

To: Mr. Ron Leyde, Deputy Auditor

At the August 28, 2024 meeting of the Geauga Public Health Board of Health, The Board approved the following invoice and cash transfer request:

From Expense Account: 6040-053-00-999 Transfer Out

To Revenue Account: 6002-053-00-499 Transfer In

In the amount of \$29,419.07 on GPH invoice 2024-R001



Dr. Mark Hendrickson, President yes
Vote (yes/no)


Dr. Mark Rood, Pres Pro-Tem YES
Vote (yes/no)


Carolyn Brakey yes
Vote (yes/no)


Ashley Jones Yes
Vote (yes/no)


Melissa Bowdren yes
Vote (yes/no)



Public Health
Prevent. Promote. Protect.

Geauga Public Health

12611 Ravenwood Dr., Suite 301, Chardon, OH 44024-1071

Invoice

Invoice number: 2024-R001

Date: August 20, 2024

To: Geauga Public Health - Fund 6040 12611 Ravenwood Dr. Suite 301 Chardon OH, 44024

Date	Service	Amount
8/20/2024	Reimbursement of General Fund from Fund 6040 to 6002	\$29,419.07
Total Due		\$29,419.07

Please remit to:

Geauga Public Health
12611 Ravenwood Drive, Suite 300
Chardon, OH 44024
Fund 6002